

Mixed economic signals open up opportunities

The move up in bond yields, US stocks (record highs in October), and Europe indicate markets' perception of a perfect scenario centered around strong US growth and falling inflation and a positive impetus from monetary easing in Europe. Although we acknowledge the resilience of US, we think not all data in the US and Europe has been straightforward. In China, the key question is whether the fiscal policy will meet expectations and deliver a sustainable boost to economy. In this muddling in the middle scenario, the following factors could drive the global economy:

- **Labour demand from companies is cooling.** Amid a deterioration in US job markets, we expect an increase in the unemployment rate. Recent data show a continuation of the downward trend in job postings, hiring and wage growth. Consumers might respond to this 'less hot' labour market by curtailing non-essential spending.
- **Downward trend on inflation is maintained in US and Europe.** Inflation should reach close to the Fed's target around mid-2025. Some risks may emerge from sticky components and policies of the new US government. Europe could witness uneven growth and subdued domestic demand.
- **Central banks will look through the temporary volatility on inflation, if any.** Markets' expectations on the Fed are now closer to our internal projections of two more rate cuts this year. The ECB has already delivered a rate cut in October as expected and is likely to cut once again this year.
- **Chinese** authorities have indicated their desire to make a policy shift but a clear direction to address the problems, for instance in real estate, is essential for a lasting impact on economic growth.

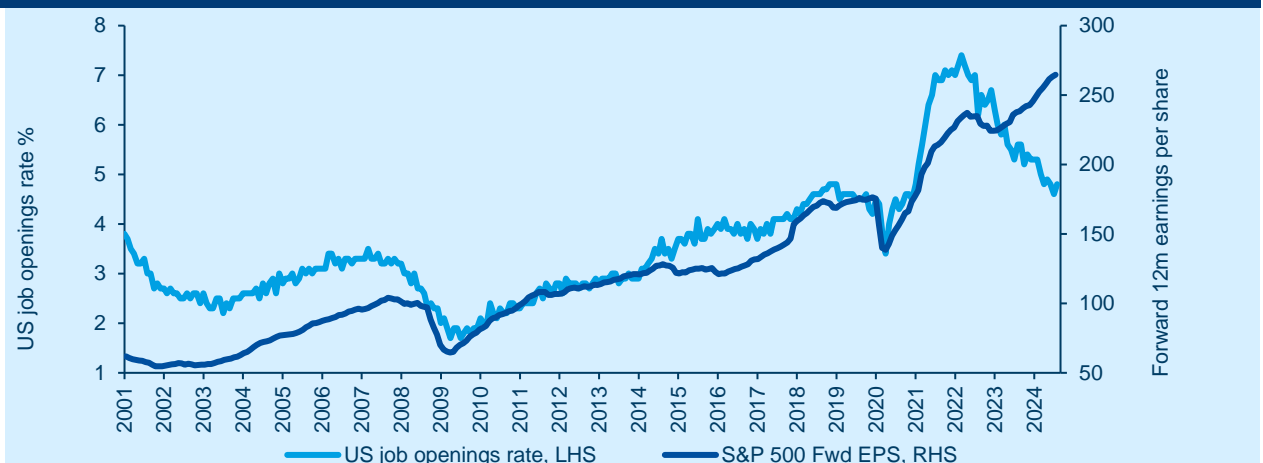


VINCENT MORTIER
GROUP CIO



MONICA DEFEND
HEAD OF AMUNDI INVESTMENT INSTITUTE

Job markets are weakening in the US, but earnings estimates have been ignoring it so far



Source: Amundi Investment Institute, US Bureau of Labour Statistics, Bloomberg. Latest data as on 28 Oct. 2024. Job openings rate is the share of total number of job openings as % of sum of employment and job openings i.e., all filled and unfilled jobs.


In a benign outlook, with growth decelerating but holding and inflation falling, the key question is how much of the good news is already discounted by the markets. Markets tend to react quickly to important news, as was the case in China and even in the US where yields tracked the noise around US elections, deficits, and strong economic data. We see a mild deceleration without a US recession, and in Europe, growth remains reasonable, but fiscal constraints could dampen the environment. Thus, we maintain a mildly positive risk stance and look for bright spots in this environment.

- **Cross asset.** Our active approach has now led us to turn slightly positive on US and Chinese equities amid pullbacks and better sentiment, respectively. We are also constructive on the UK and Japan, and our overall stance on equities is marginally positive. At the other end, we maintain portfolio stability through US Treasuries, European bonds and gold. We are also optimistic on EM debt for carry reasons. But on Japanese bonds, we stay cautious and are monitoring the central bank's actions and fiscal policy, particularly after the recent weakening of the ruling coalition and any potential fiscal indiscipline.
- **Play duration around market volatility amid falling inflation.** The economy and fiscal deficit concerns have driven up US yields, making them more attractive than before, but we stay close to neutral for now. In Europe and UK, however, we are slightly positive and prefer to play tactically. In corporate credit, quality, carry, and idiosyncratic risks are important factors for us, and we like EUR IG (banking and insurance). We also keep our quality bias in the US.
- **Balanced stance in equities.** When valuations are high but risks of a recession are low and central banks are cutting rates, it is not a time to be cautious. However, we stay selective and balanced, favouring areas such as US equal weighted, which performed well in Q3. Such segments should also benefit from broadening of the rally. In Europe, we blend our views through quality cyclical businesses and defensive stocks from all areas of the market.
- **Idiosyncratic stories in EM keep us positive.** EM central banks are expected to ease policies at a slower pace than the Fed due to their own country-specific dynamics. This is likely to enhance the appeal of EM debt. In Chinese equities, we are close to neutral but stay prepared to alter this view depending on the extent to which potential details on fiscal policies could boost the economy.

We are slightly constructive on risks towards segments where fundamentals are strong, and ignore areas where upside potential looks limited.

Overall risk sentiment

Risk off **Risk on**



Amid tight valuations across many risk assets, we explore tactical opportunities that show a reasonable upside potential.

Changes vs. previous month

- Multi asset: Tactically more positive on equities and slight adjustments to FX views in line with a weakening dollar in the medium term.
- Fixed income: Now neutral on EU high yield, with a bias towards quality.
- FX: Less cautious on the CNY.

Overall risk sentiment is a qualitative view towards risk assets (credit, equity, commodities) expressed by the various investment platforms and shared at the global investment committee (GIC) held on **16 October 2024**. It reflects views over a one month horizon, from one GIC to the other. Our stance may be adjusted to reflect changes in the market and economic backdrop.

ECB= European Central Bank, DM= Developed Markets, EM = Emerging Markets, CBs = central banks, IG = investment grade, HY = high yield, BTPs = Italian government bonds, JBGs = Japanese government bonds. For other definitions see the last page of this document.

Three hot questions

1

What are your views on the US economy after the recent revisions by the US Bureau of Economic Analysis?

The recent revision to the US GDP makes the economy more coherent with other indicators, and shows that some of the vulnerabilities (we expected earlier) around the consumer are less of a concern now. That said, an orderly cooling of the labour markets is the most likely scenario to play out. In particular, employee layoffs (including permanent layoffs) by companies is a key variable to monitor. We believe aggregate labour income would slow, impacting consumption and GDP growth. As a result, we maintain our view of a slowing US economy and continued disinflation.

Investment Implications

- Neutral on US duration; curve steepening on 2-10Y and 5-30Y.

2

From a cross-asset view, what are the areas of opportunities?

This late-cycle environment is calling for a slightly positive view on risk assets, but it is important to note that valuations are expensive in many segments. In particular, equities overshoot our fair valuation targets and S&P 500 appears expensive. On the positive side, a further upside to risk assets may come from a faster normalization of inflation without negatively affecting economic growth (low probability). But there are risks to the downside as well in the form of a potential credit event or escalation of geopolitical tensions. Hence, it is essential to focus on assets that are attractively priced and can provide stability in times of potential stress.

Investment Implications

- Positive IG credit, gold and cyclical commodities; cautious HY.

3

Do you see higher geopolitical tensions in the middle east affecting oil prices?

We believe that higher volatility regarding the conflict in the Middle East is unlikely to completely offset fundamental factors such as excess supply next year. Supply outages due to strikes on Iranian energy infrastructure are possible but would only imply a modest premium on oil prices. In particular, Saudi Arabia's willingness to accept lower prices to restore OPEC credibility and regain market share, along with rising output from non-OPEC countries, points to a weaker price equilibrium.

Investment Implications

- Brent target around \$75-80/bbl for 2025.

Slowing inflation in the US and eurozone, with some risks, would allow central banks to maintain their rate-cut paths. For markets, fiscal policies are becoming important as governance rules gain prominence in the EU and a new government takes shape in the US.

MULTI-ASSET

Explore tactical entry points and stay flexible

Mildly slowing economic growth in the US, growth moving towards potential in Europe and declining inflation in both regions call for a moderately positive stance on risk. In particular, wage moderation in the Eurozone has allowed the ECB to maintain its course on rate cuts. This monetary easing, along with expectations of policy stimulus in countries such as China, led us to finetune our stance on equities. But we did so while keeping sufficient checks and balances that provide stability and diversification.

We are positive on DM equities mainly through Japan, the UK and now through the US. The August volatility earlier led us to slightly downgrade our stance on equities, but recently we saw a window of opportunity to tactically upgrade our views on the US amid continuing Fed cuts and recent economic data. We also turned marginally constructive on EM through China, given its valuations. Sentiment was boosted by monetary measures and announcements around support for local governments and housing.

We are exploring yield curves across the world and think the risks of a hard landing of the US economy and potential weakness in the Eurozone are not priced in. Thus, we are slightly positive on duration in the US and core Europe. We also like Italian BTPs over German bunds owing to expectations of further spread compression in favour of Italy. The country should benefit from an environment of monetary easing. On UK duration, our positive stance is maintained due to attractive valuations. However, on Japanese bonds, we stay cautious as we expect yields to rise there.

Corporate fundamentals in EU IG are robust, leading us to maintain our marginally constructive view. Elsewhere, EM debt should benefit from disinflation and yield differential with the US, but we are vigilant on any volatility from US elections results. In FX, we maintain that the USD should weaken over the medium term as the Fed cuts rates. Hence, we closed our constructive stance on USD/SEK. But near-term dollar strength is possible, and we are mildly positive on it against the CHF where central bank started the easing cycle before the Fed. We are slightly cautious on the EUR vs BRL and now also turned sceptical (on EUR) vs the JPY and the NOK.

Gold remains a pillar of stability for us amid rate cuts by major global central banks. In addition, we believe efficient hedges on bonds and equities are essential to safeguard portfolios.

AUTHORS

FRANCESCO SANDRINI


HEAD OF MULTI-ASSET STRATEGIES

JOHN O'TOOLE

HEAD OF MULTI-ASSET INVESTMENT SOLUTIONS

We have turned slightly constructive on equities amid evolving economic backdrops and fiscal policies.

Amundi Cross-Asset Convictions



Source: Amundi. The table represents a cross-asset assessment on a three- to six-month horizon based on views expressed at the most recent global investment committee held on 16 October 2024. The outlook, changes in outlook and opinions on the asset class assessment reflect the expected direction (+/-) and the strength of the conviction (+/++). This assessment is subject to change and includes the effects of hedging components. FX = foreign exchange, BTP = Italian government bonds, BoJ = Bank of Japan, JGB = Japanese govt. bonds, BoE = Bank of England, NIRP = Negative interest rate policy, DM = Developed markets, EM = Emerging markets. For other definitions and currency abbreviations see the last page.

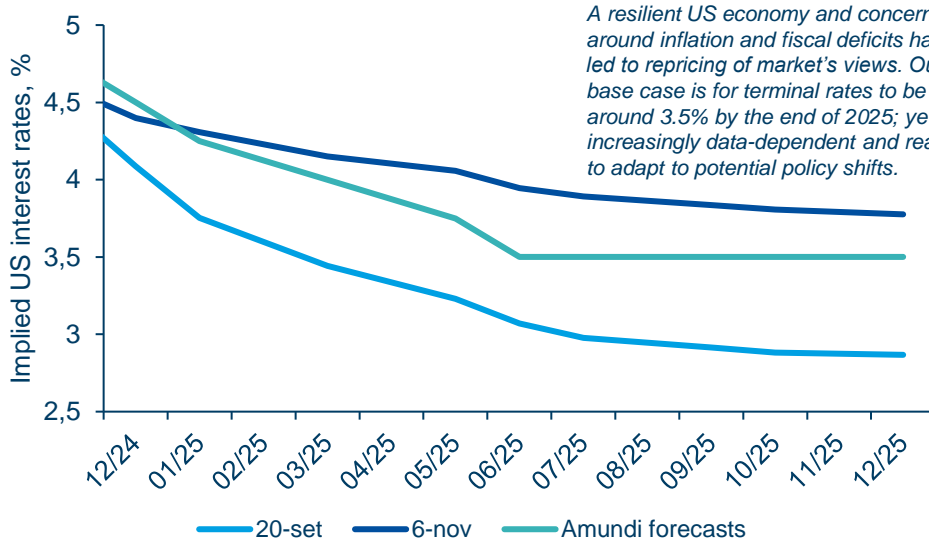
FIXED INCOME

Inflation progress to keep central bank easing on track

The apparent resilience of the US economy and the recent inflation data led the markets to raise their expectations on US interest rates. There now seems to be a debate in the markets as to whether the Fed believes inflation has been beaten and will therefore continue on its rate-cutting path. While there are some tail risks to the disinflation process, the overall trajectory of inflation is declining, and the Fed, along with the ECB, is very mindful of unemployment numbers and economic activity. On the last one, we expect a mild deceleration in the US as labour markets rebalance and consumption pressures emerge. Hence, while exploring the benefits and stability of government bonds, investors may consider quality credit for extra carry, particularly in Europe, US and emerging markets.

Global & European fixed income	US fixed income	EM bonds
<ul style="list-style-type: none"> We are close to neutral on duration overall, but see tactical opportunities across geographies. For instance, we are positive on European duration (because of some growth risks) and on the UK. We also believe the yield curve should steepen in Europe. IG credit is presenting opportunities where we like BBB-rated debt and the banking sector. On HY we stay selective, with a quality bias, and find value in shorter maturities. 	<ul style="list-style-type: none"> We are actively managing our views on USTs based on market volatility. Yields are attractive, but we are close to neutrality, preferring the intermediate parts of the curve. In corporate credit, our quality bias is maintained, and we like financials. We prefer shorter tenors, given flat issuer maturity curves and their better relative valuations. Consumer ABS are reasonably attractive compared with some corporate credit segments. 	<ul style="list-style-type: none"> EM bonds present good idiosyncratic stories at a time of continued Fed easing that should enhance the appeal for the extra yield on offer. In hard currency, we maintain a bias towards HY over IG, given the attractive carry. In local rates, we are selective towards Brazil and Colombia, although a potential victory for Trump in US elections could hurt the region. We stay vigilant. Elsewhere in emerging Europe, we like Romania.

Market's expectations of US rates have risen over the past month



Source: Amundi Investment Institute, Bloomberg, as on 8 November 2024. Amundi forecasts refer to the Fed upper bound rate. Bloomberg data refers to market's expectations of Fed fund rate in the future.

AUTHORS

AMAURY D'ORSAY
HEAD OF FIXED INCOME

YERLAN SYZDYKOV
GLOBAL HEAD OF EMERGING MARKETS

MARCO PIRONDINI
CIO OF US INVESTMENT MANAGEMENT

EQUITIES

Balance the ‘no-recession’ narrative in US with valuations

An environment of declining inflation and a mild US economic deceleration without a recession are constructive for equities. But it doesn’t call for an outright increase in risks because not all markets are displaying a similar earnings potential and valuations. On the former, this earnings season in Europe and US should give us some insights on forward guidance. Any disappointment could cause volatility and be an opportune backdrop for stock picking (based on balance sheet strength, potential to reward shareholders, etc.). In Asia, the measures announced by Chinese policymakers indicate their clear desire for economic support, but the details on fiscal policies to boost consumer sentiment are the most important aspects for us. As we monitor that, we explore quality businesses in other EM and in Europe and Japan.

European Equities	US & Global Equities	EM Equities
<ul style="list-style-type: none"> ▪ We blend cyclicals and defensive segments to stay balanced. Even though we are cautious on the financials sector overall, we maintain our main conviction on banks with robust capital positions. ▪ In defensives, rate cut expectations boosted some utilities businesses, and that may offer exit opportunities. ▪ The earnings season should provide indications of whether the momentum gained from earlier in the summer can be sustained. 	<ul style="list-style-type: none"> ▪ US economy appears to be in reasonable shape, but this could change if consumption deteriorates. ▪ Valuations are another key factor, and the gap between market-cap-weighted and equal-weighted indices is huge. The latter is also another way to play the small caps theme. ▪ While focusing on stock picking, we remain positive on the former and on Value, Quality names. In addition, we like defensives but aim to go beyond the traditional sectors. 	<ul style="list-style-type: none"> ▪ We are cautiously optimistic on China as valuations are attractive and policy shift looks imminent. But earnings growth could be affected by still weak consumption, and we await government measures that address the former. ▪ In the meanwhile, we explore other parts of Asia such as Indonesia (financials) and India. ▪ Valuations in LatAm countries such as Brazil are supportive, but we are monitoring fiscal risks.

Balance economic resilience with valuations

US economy has proven resilient, leading to strong performance of equities this year and high valuations. In China, market recovery is still nascent and improvements in the real economy are essential for this momentum to be sustained and attract global investors.



Source: Amundi Investment Institute, Bloomberg, 28 October 2024. MSCI Indices shown above. EAFE refers to developed countries in Europe, Australasia, Israel and Far East.

AUTHORS

BARRY GLAVIN

HEAD OF EQUITY PLATFORM

YERLAN SYZDYKOV

GLOBAL HEAD OF EMERGING MARKETS

MARCO PIRONDINI

CIO OF US INVESTMENT MANAGEMENT

VIEWS

Amundi asset class views

In focus this month

- **EU HY:** We are now neutral, given stable default rates but stay selective towards BB-rated and financials.
- **CNY:** China's policy pivot towards both boosting domestic demand and the anticipated fiscal stimulus are expected to cancel out part of the risk premium around the US elections. We turned less cautious.

Equity and global factors

Regions	Change vs. M-1	--	-	=	+	++	Global Factors	Change vs. M-1	--	-	=	+	++
US				◆			Growth				◆		
Europe					◆		Value					◆	
Japan					◆		Small caps					◆	
EM						◆	Quality						◆
China				◆			Low Volatility				◆		
EM ex China					◆		Momentum				◆		
India					◆		High Dividend				◆		

Fixed income & FX

Govies	Change vs. M-1	--	-	=	+	++	Credit	Change vs. M-1	--	-	=	+	++
US				◆			US IG				◆		
EU core					◆		US HY			◆			
EU periph.					◆		EU IG					◆	
UK					◆		EU HY	▲			◆		
Japan			◆										
EM Bonds	Change vs. M-1	--	-	=	+	++	FX	Change vs. M-1	--	-	=	+	++
China govt.				◆			USD					◆	
India govt.					◆		EUR				◆		
EM HC					◆		GBP					◆	
EM LC				◆			JPY					◆	
EM corp.					◆		CNY	▲			◆		

Source: Summary of views expressed at the most recent global investment committee held on **16 October 2024**. Views relative to a EUR-based investor. Views range from double minus to double positive, = refers to a neutral stance. This material represents an assessment of the market at a specific time and is not intended to be a forecast of future events or a guarantee of future results. This information should not be relied upon by the reader as research, investment advice or a recommendation regarding any fund or any security in particular. This information is strictly for illustrative and educational purposes and is subject to change. This information does not represent the actual current, past or future asset allocation or portfolio of any Amundi product. FX table shows absolute FX views of the Global Investment Committee.

In an increasing complex and changing world, investors need to better understand their environment and the evolution of investment practices in order to define their asset allocation and help construct their portfolios. This environment spans across economic, financial, geopolitical, societal and environmental dimensions. To help meet this need, Amundi has created the Amundi Investment Institute. This independent research platform brings together Amundi's research, market strategy, investment themes and asset allocation advisory activities under one umbrella; the Amundi Investment Institute. Its aim is to produce and disseminate research and Thought Leadership publications which anticipate and innovate for the benefit of investment teams and clients alike

Visit us on:



Discover more of Amundi's insights at
www.amundi.com

The Artificial Intelligence revolution:
sector perspectives



Contributors

BERTINO Claudia, Head of Amundi Investment Insights & Publishing

FIOROT Laura, Head of Investment Insights & Client Division

CARULLA Poi, Investment Insights and Client Division Specialist

DHINGRA Ujjwal, Investment Insights and Client Division Specialist

NIALL Paula, Investment Insights and Client Division Specialist

PANELLI Francesca, Investment Insights and Client Division Specialist

DEFINITION ABBREVIATIONS

Currency abbreviations: USD – US dollar, BRL – Brazilian real, JPY – Japanese yen, GBP – British pound sterling, EUR – Euro, CAD – Canadian dollar, SEK – Swedish krona, NOK – Norwegian krone, CHF – Swiss Franc, NZD – New Zealand dollar, AUD – Australian dollar, CNY – Chinese Renminbi, CLP – Chilean Peso, MXN – Mexican Peso, IDR – Indonesian Rupiah, RUB – Russian Ruble, ZAR – South African Rand, TRY – Turkish lira, KRW – South Korean Won, THB – Thai Baht, HUF – Hungarian Forint.

IMPORTANT INFORMATION

The MSCI information may only be used for your internal use, may not be reproduced or disseminated in any form and may not be used as a basis for or a component of any financial instruments or products or indices. None of the MSCI information is intended to constitute investment advice or a recommendation to make (or refrain from making) any kind of investment decision and may not be relied on as such. Historical data and analysis should not be taken as an indication or guarantee of any future performance analysis, forecast or prediction. The MSCI information is provided on an "as is" basis and the user of this information assumes the entire risk of any use made of this information. MSCI, each of its affiliates and each other person involved in or related to compiling, computing or creating any MSCI information (collectively, the "MSCI Parties") expressly disclaims all warranties (including, without limitation, any warranty of originality, accuracy, completeness, timeliness, non-infringement, merchantability and fitness for a particular purpose) with respect to this information. Without limiting any of the foregoing, in no event shall any MSCI Party have any liability for any direct, indirect, special, incidental, punitive, consequential (including, without limitation, lost profits) or any other damages. (www.msicibarra.com). The Global Industry Classification Standard (GICS) SM was developed by and is the exclusive property and a service mark of Standard & Poor's and MSCI. Neither Standard & Poor's, MSCI nor any other party involved in making or compiling any GICS classifications makes any express or implied warranties or representations with respect to such standard or classification (or the results to be obtained by the use thereof), and all such parties hereby expressly disclaim all warranties of originality, accuracy, completeness, merchantability or fitness for a particular purpose with respect to any of such standard or classification. Without limiting any of the foregoing, in no event shall Standard & Poor's, MSCI, any of their affiliates or any third party involved in making or compiling any GICS classification have any liability for any direct, indirect, special, punitive, consequential or any other damages (including lost profits) even if notified of the possibility of such damages.

This document is solely for informational purposes. This document does not constitute an offer to sell, a solicitation of an offer to buy, or a recommendation of any security or any other product or service. Any securities, products, or services referenced may not be registered for sale with the relevant authority in your jurisdiction and may not be regulated or supervised by any governmental or similar authority in your jurisdiction. Any information contained in this document may only be used for your internal use, may not be reproduced or redisseminated in any form and may not be used as a basis for or a component of any financial instruments or products or indices. Furthermore, nothing in this document is intended to provide tax, legal, or investment advice. Unless otherwise stated, all information contained in this document is from Amundi Asset Management S.A.S. and is as of 1 November 2024. Diversification does not guarantee a profit or protect against a loss. This document is provided on an "as is" basis and the user of this information assumes the entire risk of any use made of this information. Historical data and analysis should not be taken as an indication or guarantee of any future performance analysis, forecast or prediction. The views expressed regarding market and economic trends are those of the author and not necessarily Amundi Asset Management S.A.S. and are subject to change at any time based on market and other conditions, and there can be no assurance that countries, markets or sectors will perform as expected. These views should not be relied upon as investment advice, a security recommendation, or as an indication of trading for any Amundi product. Investment involves risks, including market, political, liquidity and currency risks. Furthermore, in no event shall Amundi have any liability for any direct, indirect, special, incidental, punitive, consequential (including, without limitation, lost profits) or any other damages due to its use. **Date of first use:** 8 November 2024.

Document issued by Amundi Asset Management, "société par actions simplifiée"- SAS with a capital of €1,143,615,555 - Portfolio manager regulated by the AMF under number GP04000036 - Head office: 91-93 boulevard Pasteur, 75015 Paris - France - 437 574 452 RCS Paris - www.amundi.com.