

Global Investment Views

Look out for growth, but with an eye on inflation



Vincent MORTIER
Group Chief
Investment Officer

Markets have remained range-bound in the past few weeks as they try to judge the direction of monetary policies, economic growth, and the inflation trajectory, regarding which the assessment is further complicated by the Israel-Hamas war.

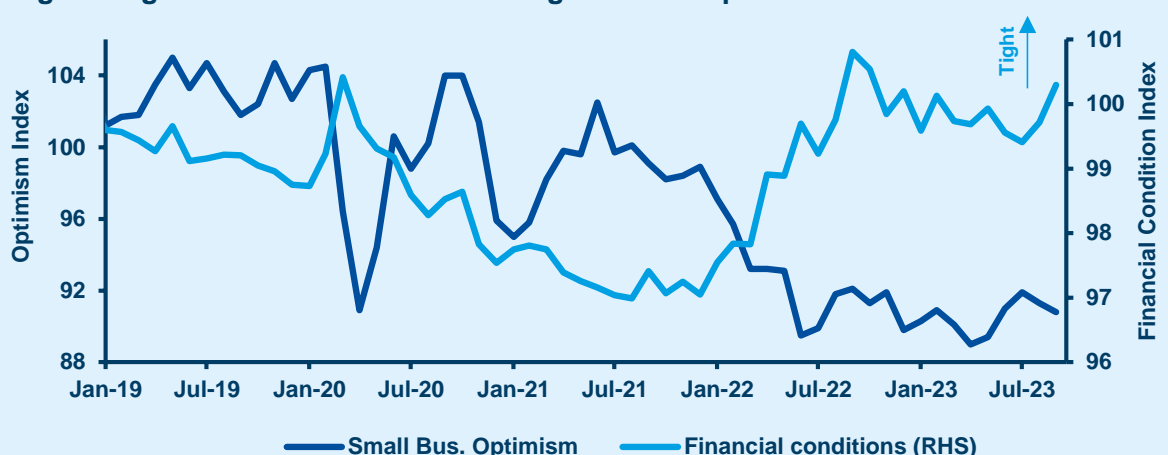
We continue to expect a mild US recession in H1. Higher-for-longer rates and tight financial conditions, along with the following main factors, keep us concerned about the global economic outlook:

- **Ambiguity on monetary policy, expectations of a hawkish pause.** Rise in yields have led to additional tightening and central banks may pause now. Success on inflation will eventually determine their policy. The Middle East conflict raises inflation uncertainty (oil prices).
- **Fiscal capacities are constrained in the US and Europe.** Looking ahead, the fiscal side won't be able to completely offset weakness on the consumer side, which is already coming under pressure.
- **Savings and labour markets.** Until now, excess savings and tight labour markets supported consumption. But if there are layoffs and wage growth falls, consumption would be affected.
- **Corporate weakening.** US bankruptcies are rising. Pressures can also be seen on small businesses which are a key component of the economy and rely on banks for their funding requirements.
- **China's structural** deleveraging indicates that the growth slowdown will be driven by the decline in capital input. We do not expect a policy bazooka but incremental measures to stabilise the economy.



Matteo GERMANO
Deputy Group Chief
Investment Officer

Tightening financial conditions affecting business optimism



Source: Amundi Investment Institute, Bloomberg, latest monthly data available as on 18 October 2023. Goldman Sachs Financial conditions Index = Higher value means tighter conditions.

“In this environment of restrictive financial conditions, investors should build balanced portfolios, with a focus on quality and sustainability of earnings and dividends”.

With an overall cautious view, we see opportunities in the following:

- **Cross asset.** The economic backdrop and valuations favour a positive stance on duration, with some pressure from inflation. We stay positive on US Treasuries and are becoming more constructive on Europe, including on the short end of the curve. In equities, while we are cautious on DM, we upgraded Japan to neutral in light of a domestic recovery. In FX, concerns on US inflation and higher-for-longer US rates could provide some short-term fillip to the dollar. Thus, we turned tactically positive vs select Asian FX and the low-yielding CHF. But we maintain that a Fed pivot would cause dollar weakness in the medium term. We also became constructive on oil for diversification and think investors should enhance portfolio hedges.
- **Government bonds offer strong long-term prospects after a sharp upward move in yields.** Amid risks of an economic slowdown, we think bonds will act as a diversifier. But short term, the situation is tricky, depending on incoming data, leading us to be agile. We are positive on the US, neutral on core Europe, and cautious on Japan. In corporate credit, we maintain our slightly positive view tilted to high quality, such as IG, where we see no or limited scope for a deterioration in fundamentals. Overall, the need to differentiate is high.
- **We are cautious on the US, particularly megacaps, and European equities; neutral on Japan.** Markets are moving from corporate rhetoric to concrete impacts on bottom lines. While a growth slowdown makes us cautious on cyclicalities, there is a need to distinguish within cyclicalities: businesses that would benefit from secular themes (electrification, near shoring) present opportunities. Value vs Growth outperformance is a long-term phenomenon, but we like names with pricing power, intellectual property, low cyclicalities.
- **EM offer attractive returns, but there is a need to show selectivity** in favour of best-in-class companies and countries that can deliver productivity growth. HC and corporate debt offer good carry and within these we like HY but focus on quality. On LC debt, a strong USD makes us selective. In equities, we are neutral on China and believe government actions are meant to soften the slowdown. We see value in India and Brazil, and other Latin American countries.



Overall risk sentiment



We stay defensive on risk assets amid our subdued economic outlook. From a long-term view, government bonds are attractive, and agility is key.

Changes vs previous month

- **Cross assets:** More positive on Europe duration, neutral on Japan equities. In FX, tactically positive on USD and even on oil. Overall, strengthen hedges
- **EM debt:** Marginally less positive and more selective on local currency debt, given a strong dollar.

Overall risk sentiment is a qualitative view towards risk assets (credit, equity, commodities) expressed by the various investment platforms and shared at the global investment committee. Our stance may be adjusted to reflect any change in the market and economic backdrop.

ECB= European Central Bank, DM= Developed Markets, EM = Emerging Markets, CBs = central banks, IG = investment grade, HY = high yield, HC = Hard Currency, LC = Local Currency. For other definitions see the last page of this document.



Three hot questions

1. How do your growth and inflation expectations for next year compare with those of the IMF?

The IMF's US growth outlook for 2024 is stronger than ours, assuming higher resilience regarding consumption. We expect a recession in H1 next year, taking our 2024 GDP forecasts to 0.3% (real GDP, year on year) vs the IMF's 1.5%. Unsurprisingly, on the inflation front, we expect a benign 2.5% rate (CPI, YoY) next year, whereas the IMF projects 2.8%. In the eurozone, we forecast growth divergences next year, and the region's growth at 0.5% is below IMF projections. Finally, regarding China, the IMF projects growth to be on a downtrend in next few years, as we do.

Investment consequences:

- Cautious on equity and HY credit.
- Favour government bonds and cash.

2. How do you see the war between Israel and Hamas evolving in the Middle East?

Our base case is for the conflict to remain local, as all the major parties involved (Israel, US, Iran) have much to lose from any escalation. Iran has already achieved its goal of preventing any alliance between Saudi Arabia and Israel. However, there are risks of a tit-for-tat response (Iran's active role) in Gaza and even through Lebanon or Syria. Historically, the impact of geopolitics on prices has been gradually declining. In most cases, the effect of a crisis on prices waned in three months. So, we think any upside now would be temporary.

Investment consequences:

- Brent: \$95/bbl. in short term, eventually moving to \$85-\$90/bbl. in 2024.
- Equities: positive for energy and defense sectors, negative for airlines.

3. What are your views on Italian BTPs in light of the budget deficit and fragmentation risks in the EU?

The recent re-pricing of BTP-Bund spreads pared this year's gains partially and was a result of systemic drivers, eg, the risk-off mood and higher risk free yields (spillover from the US). To a lower extent, it was caused by concerns around a challenging supply outlook next year, a higher deficit, and ECB quantitative tightening. However, in Q4, we see support from negative net issuance and Next Gen EU payments. In addition, demand from the domestic retail segment should continue. But, overall, Italy's commitment to EU fiscal rules and the NRRP* is important, along with reviews from credit rating agencies.

Investment consequences:

- Peripheral spreads: Neutral.

“The latest US inflation figures showed some stickiness – especially for services – and this means slight upside risks to our forecasts.

But, we believe the disinflationary trend is likely to continue, with the Fed keeping a close eye on price increases”.



Monica DEFEND
Head of Amundi
Investment Institute



Play 3 Ds: Duration, diversification, divergences

Economic deceleration and ambiguity over monetary policy are collectively increasing complexity across markets. This is not a time to take bold risks; instead, investors should stick to their long-term convictions around duration in the US and Europe. In addition, the current uncertainty on US inflation opens the door for some tactical trends around the USD and strengthens the case for enhancing safeguards. At the same time, we now think oil offers additional protection and diversification from the recent increase in geopolitical risks.

High conviction ideas. While we remain cautious on DM equities (US, Europe), we upgraded Japan to neutral owing to the ongoing recovery in the services sector and better corporate governance. But we are monitoring risks around a global slowdown. In EM, where we are constructive, valuations look fair and earnings revisions seem to be bottoming. The region presents abundant divergences, with strong growth in LatAm, India, Indonesia, among others.

We are constructive on USTs as higher supply announcements appeared to be already priced in and valuations look more attractive amid a weaker growth scenario. We also believe in curve steepening in the US and Canada. In Europe, sluggish growth prospects now support a more constructive view on duration, particularly on the short end of the curve. But we are no longer positive on Swedish and UK bonds, instead focusing on Europe. Our mildly positive view on

BTPs is maintained. Most of the recent increase in yields was driven by a sell-off in global bonds, but supply/demand dynamics for BTPs are supportive. We are vigilant on fiscal deficit and Italy's growth. But, we are cautious on JGBs.

In EM, while we agree that DM yield movements could have adverse effects, we stay constructive selectively long term. Inflation dynamics are supportive and CBs are at the end of tightening.

Corporate credit in DM offers good carry, but some potential deterioration in fundamentals is leading us to stay selective in favour of EU IG, where technicals and lower supply are positive. However, we are cautious on US HY, where valuations are expensive, and which is likely to suffer from rising default rates.

The USD is showing some upside potential near term, owing to resilient demand, cost push inflation and higher-for-longer Fed rates. Thus, we turned positive vs CNH, TWD. In DM, we are now cautious on CHF/USD but are no longer negative on the GBP/CHF. In commodities, escalating geopolitical risks led us to become positive on oil.

Risks & hedging. Persisting risks around economic growth call for strong hedges around equities. On Treasuries, there is ample uncertainty around monetary policy and inflation, supporting the need to enhance safeguards. Precious metals such as gold offer diversification and protection in case of a strong recession or an escalation in geopolitical crises.

“While keeping a cautious stance on DM equities, we have upgraded Japan to neutral, based on a recovery in the services sector and stronger corporate governance”.



Francesco SANDRINI

Head of Multi-Asset Strategies



John O'TOOLE

Head of Multi-Asset Investment Solutions

Amundi Cross-Asset Convictions

◆ Current stance ◀▶ Change vs previous month

		---	--	-	=	+	++	+++
Equities	DM							
	EM							
Credit								
Duration	DM							
	EM							
Oil								
Gold								

Source: Amundi. The table represents a cross-asset assessment on a three- to six-month horizon based on views expressed at the most recent global investment committee. The outlook, changes in outlook and opinions on the asset class assessment reflect the expected direction (+/-) and the strength of the conviction (+/+/+/+). This assessment is subject to change and includes the effects of hedging components. FX = foreign exchange, BTP = Italian government bonds, BoJ = Bank of Japan, JGB = Japanese govt. bonds, BoE = Bank of England, CB = Central bank. For other definitions and currency abbreviations see the last page of this document.



Inflation headwinds, but govies offer strong value

Overall assessment. Hard data have been coming in above expectations but weakness on soft data (surveys) and the consumer continues. It is a matter of time before this is reflected in select risk asset valuations. However, with US yields at 16-year highs, there is long-term potential in bonds, and in quality credit in DM and EM.

Global & European fixed income. The potential effects of financial tightening on growth and current yields at high levels (compared to history) mean the long-term scenario of ‘bonds are back’ remains in place. And stagnating investment in Europe could further affect growth. **However, inflation is a key variable, and we are vigilant on that. Thus, with a dynamic approach, we are close to neutral on duration in core Europe and peripheral debt but are cautious on Japan.** Above-target inflation is likely to encourage the BoJ to drop its yield curve control. In credit, yields are attractive, but it is important to be flexible and tilt towards quality and IG financials (banks). In particular, we think BBB-rated debt offers a good balance of yield, quality and liquidity, but it is important to be selective. However, we are cautious on HY in real estate, technology and electronics and the consumer sectors.

US fixed income. Risk-free rates are fundamentally attractive, but may move higher in the near term if markets think that the US economy could be resilient. For now, the policy is viewed as “sufficiently restrictive”. This, coupled with rising risks to the economy, supports a positive duration view. We are constructive on USTs in both nominal and real forms, particularly longer maturities, but we stay active. Securitised credit is attractive from a long-term view. While the housing market will be affected by rising mortgage rates, we think a demand/supply mismatch and demographics should be supportive. In corporate credit, the huge increase in interest rates will eventually have an impact on corporate balance sheets by year-end or at the beginning of next year. Thus, we are tilted towards quality and favour IG and financials over non-financials. But, we are cautious on HY, as defaults are rising.

EM bonds. EM debt offers good income potential, but we are vigilant on rising US yields, dollar strength and geopolitical risks. We like HC and corporate bonds and focus on HY countries that provide a carry cushion. Selectivity remains key as we see near-term headwinds for LC bonds. At a country level, we are exploring Brazil, Mexico and Indonesia based on growth/inflation dynamics. India, which is the second-largest bond market in the EM space, offers a compelling opportunity.

FX. The USD has seen some strength, but we think this could be short-lived when the Fed likely cuts rates next year and as inflation falls to its target. We are constructive on JPY, AUD, and in EM, we like high-yielding MXN, BRL, IDR, INR.



Amaury D'ORSAY
Head of Fixed Income



Yerlan SYZDYKOV
Global Head of Emerging Markets



Kenneth J. TAUBES
CIO of US Investment Management



Source: Amundi Investment Institute, Bloomberg. Latest monthly data as of 23 October 2023.

“As soon as there is some weakness in economic data, we should see markets rooting for bonds, favouring govies and quality assets”.



Differentiate on pricing power, earnings, valuations



Fabio DI GIANSANTE
Head of Large Cap Equity

Overall assessment. Markets are being driven by changes in narratives relating to rates, a US soft landing or a recession scenario, along with inflation. In this environment, we believe avoiding losers is as important as picking winners because even if a good business is trading at expensive valuations, it offers little protection in times of economic downturn. Hence, we believe in differentiating and are optimistic on attractively priced segments in the US, Europe, Japan and EM.

European equities. We stay balanced and prefer businesses with sustainable pricing power, given their intellectual property, robust brands, etc. Looking ahead, only those companies that have strong power are likely to be able to pass on rising costs. On the other hand, valuations in some segments are expensive, even if their business models are robust: for instance, in cyclicals. In these, we would like to wait for some correction before having a more favourable view. At a sector level, we maintained our stance on staples and financials (banks), and see selection opportunities in industrials. In renewables, we like companies with established business models that can finance their transitions through internal cash flows. In general, there has been underinvestment in some corners of the energy sector (affecting supply), and we think there are opportunities related to this.

US equities. Economic data are not consistent with company reporting, as effects of a slowdown are visible in some sectors, such as industrials. We are becoming cautious on the cyclical parts of industrials, but like businesses linked with long-term secular trends, which will benefit from fiscal boosts in the form of the IRA, electrification, near-shoring/re-shoring and automation themes. Selectively, we like energy names with attractive valuations as they also act as a hedge against geopolitical risks. On the consumer side, we are sceptical of cyclicalities and believe this is a time to differentiate within cyclicalities. Large cap banks is another area where we are positive. Finally, in Value vs Growth, we like low beta because cyclical parts of Value may come under pressure. Value is also a hedge against higher-for-longer rates, inflation and high commodity prices. Overall, we favour companies that are prudent when it comes to capital allocation.

EM equities. We are mildly constructive amid the EM macro backdrop, valuations and supportive earnings expectations, but see some geopolitical risks and potential slowdown risks in DM. Our preferences are Brazil and India. The former is showing resilience in the face of global headwinds and has already started its easing cycle; the latter offers a large and fast-growing economy and internal demand. On China, we remain neutral in the short term. Sector-wise, discretionary and real estate offer the best opportunities, but with divergences among countries.

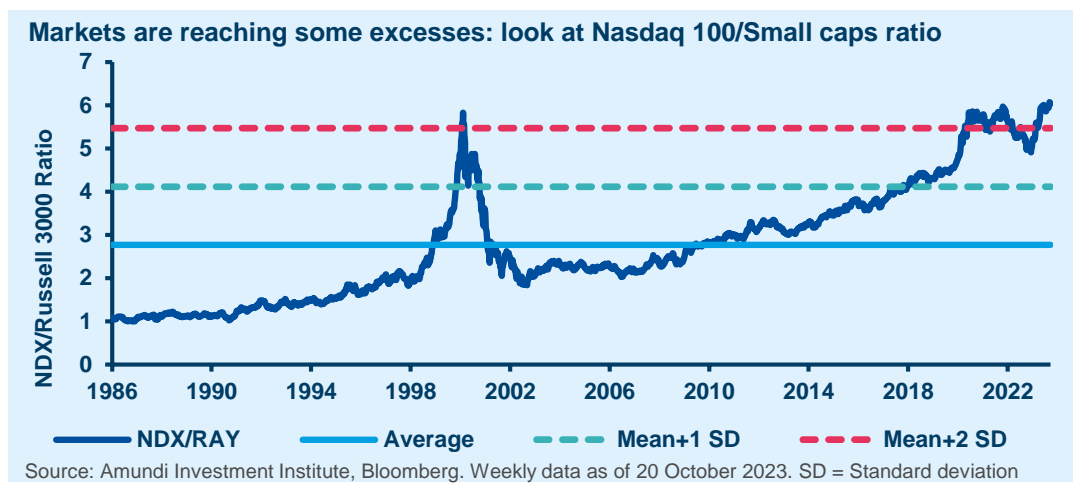


Yerlan SYZDYKOV
Global Head of Emerging Markets



Kenneth J. TAUBES
CIO of US Investment Management

“Disappointment in earnings/sales would affect expensive and overleveraged businesses more because of their high costs of capital”.



Amundi asset class views

Asset Class	View vs M-1	Rationale	
EQUITY PLATFORM	US	-	Increasing cyclical risks, higher-for-longer rates and high valuations keep us defensive on the broader markets, and particularly on the megacaps. In addition, we do not expect substantial margin expansion in light of high interest costs and pressures on consumption.
	US value	+	Value performance is a long-term trend. Given the cyclical risks on the horizon, investors should make a distinction within cyclicality, favouring businesses that can maintain earnings growth and would benefit from secular trends, such as electrification, and a boost to infrastructure.
	US growth	--	Top of the market names in Growth remain overvalued, and if there is a liquidity scare, this segment is likely to be more affected compared to other sectors. Thus, we are cautious.
	Europe	-/=	Europe would be affected by the slowdown in China and a potential US recession. So, we favour names that are prudent when it comes to capital allocation, offer dividends and have attractive multiples. For instance, we like banks that have strong balance sheets and stand to benefit from high rates. We are also monitoring the current earnings season.
	Japan	=	Domestic recovery, combined with attractive flows and improving corporate governance, is positive. But we are neutral, as Japanese exports could be affected by the global slowdown.
	China	=	China's slowdown is driven by the government's willingness to accept short-term volatility for long-term rebalancing towards a better quality of growth. However, this doesn't mean its importance in the world will decline. In sectors such as energy transition its role is critical in global supply chains.
	EM ex China	=/+	EM is a fragmented universe which, selectively, has attractive valuations and is likely to benefit from some structural trends around friend/near shoring and supply chain de-risking, etc. We like countries such as India, Indonesia and Brazil with stable political regimes, large domestic markets and good-quality manpower, coupled with strong export potential.

FIXED INCOME PLATFORM	US govies	=/+	Bonds present opportunities from a long-term view, as core yields are at attractive levels. This, coupled with our outlook of a mild recession in H1, keeps us constructive on duration. We stay active amid high inflation and the higher-for-longer rates narrative.
	US IG corporate	=/+	There are initial signs of margin erosion, but overall fundamentals look reasonably robust. We like to benefit from discounts on new issues where available, preferring idiosyncratic stories and names that can maintain stable cash flows even in times of economic slowdown.
	US HY corporate	-	A slowing economy could affect the defaults outlook, particularly for low-rated segments such as CCC and cyclicals could come under pressure. We are cautious owing to a potential weakening of fundamentals and higher interest burdens.
	European govies	=	With a sharp upward movement in core yields and the ECB close to the end of its rate hiking cycle, the case for duration has improved. However, the outlook is muddled further by higher oil prices. For now, we stay neutral on core Europe, with a vigilant eye on inflation. We are also close to neutral on peripheral debt and are monitoring the Italian fiscal deficit.
	Euro IG corporate	=/+	We see some value in IG amid fair valuations, robust fundamentals and a limited spillover from higher core yields. The need to make tactical adjustments is high and from a sector point of view, we like financials.
	Euro HY corp.	-	The transition towards higher funding costs will be more painful for low-rated segments in HY in 2024. Thus, it is crucial to differentiate and avoid names with excessive leverage.
	China govies	=	We are neutral on Chinese government bonds in light of their strong diversification potential but continue to assess the PBoC's monetary policy and the government's fiscal stance.
	EM HC	=/+	A strong dollar could hurt spreads, but we are cautiously optimistic on HC and focus on HY as it offers higher potential for a rebound. Within HY, we focus on quality and names with attractive carry and the ones that sufficiently compensate for the risks.
	EM LC	=/+ ▼	In the near term, we are slightly less positive than before because of the strength of the dollar owing to ambiguity over the Fed's pivot (and hence higher rates). But we remain selective in favour of high-yielding countries that offer good carry and show strong fundamentals.

OTHER	Commodities	The Middle East crisis could push oil up slightly, but prices should mean-revert back to our \$85-90/bbl. target for Brent. Increasing spare capacities, economic deceleration and US elections mean a sustainable upside to oil in 2024 is unlikely. On gold, we see modest upside in the medium term to \$2,000/oz when the Fed pivots to lower rates.
	FX	Concerns on US inflation after the spike in oil, and views that the Fed may have to do more with respect to rates may boost the dollar in the short term. We slightly downgraded our 6M target for EUR/USD to 1.09. But Fed rate cuts point to a weaker USD by end-2024.



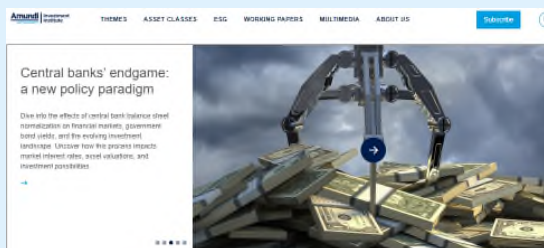
Source: Amundi, as of October 2023, views relative to a EUR-based investor. This material represents an assessment of the market environment at a specific time and is not intended to be a forecast of future events or a guarantee of future results. This information should not be relied upon by the reader as research, investment advice or a recommendation regarding any fund or any security in particular. This information is strictly for illustrative and educational purposes and is subject to change. This information does not represent the actual current, past or future asset allocation or portfolio of any Amundi product.

In an increasingly complex and changing world, investors have expressed a critical need to better understand their environment and the evolution of investment practices in order to define their asset allocation and help construct their portfolios. Situated at the heart of the global investment process, the Amundi Investment Institute's objective is to provide thought leadership, strengthen the advice, training and daily dialogue on these subjects across all assets for all its clients – distributors, institutions and corporates. The Amundi Investment Institute brings together Amundi's research, market strategy, investment insights and asset allocation advisory activities. Its aim is to project the views and investment recommendations of Amundi.

Visit us on:



Discover more of Amundi's insights at
www.amundi.com



Amundi Investment Institute contributors

BERTINO Claudia, *Head of Amundi Investment Insights & Publishing*

FIOROT Laura, *Head of Investment Insights & Client Division*

CARULLA Pol, *Investment Insights and Client Division Specialist*

DHINGRA Ujjwal, *Investment Insights and Client Division Specialist*

NIALL Paula, *Investment Insights and Client Division Specialist*

PANELLI Francesca, *Investment Insights and Client Division Specialist*

DEFINITIONS & ABBREVIATIONS

ABS: Asset-backed securities. These are financial securities such as bonds, which are collateralised by a pool of assets, possibly including loans, leases, credit card debt, royalties or receivables. **Agency mortgage-backed security:** Agency MBS are created by one of three agencies: Government National Mortgage Association, Federal National Mortgage and Federal Home Loan Mortgage Corp. Securities issued by any of these three agencies are referred to as agency MBS. **Beta:** Beta is a risk measure related to market volatility, with 1 being equal to market volatility and less than 1 being less volatile than the market. **Breakeven inflation:** The difference between the nominal yield on a fixed-rate investment and the real yield on an inflation-linked investment of similar maturity and credit quality. **Carry:** Carry is the return of holding a bond to maturity by earning yield versus holding cash. **Core +** is synonymous with 'growth and income' in the stock market and is associated with a low-to-moderate risk profile. **Core strategy** is synonymous with 'income' in the stock market. **Correlation:** The degree of association between two or more variables; in finance, it is the degree to which assets or asset class prices have moved in relation to each other. Correlation is expressed by a correlation coefficient that ranges from -1 (always move in opposite direction) through 0 (absolutely independent) to 1 (always move in the same direction). **Credit spread:** The differential between the yield on a credit bond and the Treasury yield. The option-adjusted spread is a measure of the spread adjusted to take into consideration the possible embedded options. **Currency abbreviations:** USD – US dollar, BRL – Brazilian real, JPY – Japanese yen, GBP – British pound sterling, EUR – Euro, CAD – Canadian dollar, SEK – Swedish krona, NOK – Norwegian krone, CHF – Swiss Franc, NZD – New Zealand dollar, AUD – Australian dollar, CNY – Chinese Renminbi, CLP – Chilean Peso, MXN – Mexican Peso, INR – Indian Rupee, IDR – Indonesian Rupiah, RUB – Russian Ruble, ZAR – South African Rand, TRY – Turkish lira, KRW – South Korean Won, THB – Thai Baht, HUF – Hungarian Forint. **Curve steepening:** A steepening yield curve may be a result of long-term interest rates rising more than short-term interest rates or short-term rates dropping more than long-term rates. **Bull steepening** a change in the curve due to short-term rates falling faster than the long-term rates. This leads to a higher spread between the short and long term rates. **Curve inversion:** When long-term interest rates drop below short-term rates, indicating that investors are moving money away from short-term bonds. **Cyclical vs. defensive sectors:** **Cyclical** companies are companies whose profit and stock prices are highly correlated with economic fluctuations. **Defensive** stocks, on the contrary, are less correlated to economic cycles. **MSCI GICS cyclical sectors** are: consumer discretionary, financial, real estate, industrials, information technology and materials. **Defensive sectors** are: consumer staples, energy, healthcare, telecommunications services and utilities. **Duration:** A measure of the sensitivity of the price (the value of principal) of a fixed income investment to a change in interest rates, expressed as a number of years. **High growth stocks:** A high growth stock is anticipated to grow at a rate significantly above the average growth for the market. **Liquidity:** The capacity to buy or sell assets quickly enough to prevent or minimise a loss. **P/E ratio:** The price-to-earnings ratio (P/E ratio) is the ratio for valuing a company that measures its current share price relative to its per-share earnings (EPS). **Net interest margin:** It is a measure that compares a bank's interest income from lending with its interest expense on its liabilities (such as bank deposits), expressed as a percentage of its assets. **QE: Quantitative easing (QE)** is a type of monetary policy used by central banks to stimulate the economy by buying financial assets from commercial banks and other financial institutions. **Quality investing:** This means to capture the performance of quality growth stocks by identifying stocks with: 1) A high return on equity (ROE); 2) Stable year-over-year earnings growth; and 3) Low financial leverage. **Quantitative tightening (QT):** The opposite of QE, QT is a contractionary monetary policy aimed to decrease the liquidity in the economy. It simply means that a CB reduces the pace of reinvestment of proceeds from maturing government bonds. It also means that the CB may increase interest rates as a tool to curb money supply. **RMBS:** Residential mortgage-backed securities (RMBS) are a debt-based security backed by the interest paid on loans for residences. The risk is mitigated by pooling many such loans to minimise the risk of an individual default. **Standard deviation:** A measure of variability (risk) above and below an average rate. A higher standard deviation suggests more variability over the period. **TIPS:** A Treasury Inflation-Protected Security is a Treasury bond that is indexed to an inflationary gauge to protect investors from a decline in the purchasing power of their money. **Value style:** This refers to purchasing stocks at relatively low prices, as indicated by low price-to-earnings, price-to-book and price-to-sales ratios, and high dividend yields. Sectors with a dominance of value style: energy, financials, telecom, utilities, real estate. **Volatility:** A statistical measure of the dispersion of returns for a given security or market index. Usually, the higher the volatility, the riskier the security/market. **Yield curve control:** YCC involves targeting a longer-term interest rate by a CB, then buying or selling as many bonds as necessary to hit that rate target.

IMPORTANT INFORMATION

The MSCI information may only be used for your internal use, may not be reproduced or disseminated in any form and may not be used as a basis for or a component of any financial instruments or products or indices. None of the MSCI information is intended to constitute investment advice or a recommendation to make (or refrain from making) any kind of investment decision and may not be relied on as such. Historical data and analysis should not be taken as an indication or guarantee of any future performance analysis, forecast or prediction. The MSCI information is provided on an "as is" basis and the user of this information assumes the entire risk of any use made of this information. MSCI, each of its affiliates and each other person involved in or related to compiling, computing or creating any MSCI information (collectively, the "MSCI Parties") expressly disclaims all warranties (including, without limitation, any warranty of originality, accuracy, completeness, timeliness, non-infringement, merchantability and fitness for a particular purpose) with respect to this information. Without limiting any of the foregoing, in no event shall any MSCI Party have any liability for any direct, indirect, special, incidental, punitive, consequential (including, without limitation, lost profits) or any other damages. (www.msibarra.com). The Global Industry Classification Standard (GICS) SM was developed by and is the exclusive property and a service mark of Standard & Poor's and MSCI. Neither Standard & Poor's, MSCI nor any other party involved in making or compiling any GICS classifications makes any express or implied warranties or representations with respect to such standard or classification (or the results to be obtained by the use thereof), and all such parties hereby expressly disclaim all warranties of originality, accuracy, completeness, merchantability or fitness for a particular purpose with respect to any of such standard or classification. Without limiting any of the foregoing, in no event shall Standard & Poor's, MSCI, any of their affiliates or any third party involved in making or compiling any GICS classification have any liability for any direct, indirect, special, punitive, consequential or any other damages (including lost profits) even if notified of the possibility of such damages. This document is solely for informational purposes. This document does not constitute an offer to sell, a solicitation of an offer to buy, or a recommendation of any security or any other product or service. Any securities, products, or services referenced may not be registered for sale with the relevant authority in your jurisdiction and may not be regulated or supervised by any governmental or similar authority in your jurisdiction. Any information contained in this document may only be used for your internal use, may not be reproduced or disseminated in any form and may not be used as a basis for or a component of any financial instruments or products or indices. Furthermore, nothing in this document is intended to provide tax, legal, or investment advice. Unless otherwise stated, all information contained in this document is from Amundi Asset Management S.A.S. and is as of 25 October 2023. Diversification does not guarantee a profit or protect against a loss. This document is provided on an "as is" basis and the user of this information assumes the entire risk of any use made of this information. Historical data and analysis should not be taken as an indication or guarantee of any future performance analysis, forecast or prediction. The views expressed regarding market and economic trends are those of the author and not necessarily Amundi Asset Management S.A.S. and are subject to change at any time based on market and other conditions, and there can be no assurance that countries, markets or sectors will perform as expected. These views should not be relied upon as investment advice, a security recommendation, or as an indication of trading for any Amundi product. Investment involves risks, including market, political, liquidity and currency risks. Furthermore, in no event shall Amundi have any liability for any direct, indirect, special, incidental, punitive, consequential (including, without limitation, lost profits) or any other damages due to its use. **Date of first use:** 25 October 2023.

Document issued by Amundi Asset Management, "société par actions simplifiée". SAS with a capital of €1,143,615,555 - Portfolio manager regulated by the AMF under number GP04000036 - Head office: 91-93 boulevard Pasteur, 75015 Paris - France - 437 574 452 RCS Paris - www.amundi.com.