

## Markets: a tug of war between inflation fears and optimism

The Trump 2.0 era is upon us and markets have already become extremely sensitive to inflation data, a trend that will likely last in the coming months. Higher inflation sensitivity has also turned equity/bond correlation back to positive. Markets are currently influenced by two opposing forces: the prospect of Trumponomics reinforces the narrative of US exceptionalism, while the imposition of tariffs introduces uncertainty into global supply chain dynamics and inflation trajectories. As the battle between these two narratives will keep volatility high, investors should focus on:

- **Earnings trajectory amid US fiscal policy, tariffs and AI.** While fiscal loosening and deregulation may provide a temporary boost to GDP, the negative effects of tariffs and reduced immigration are likely to weigh on economic performance in the last part of the year. Tariffs will also impact corporate earnings, with potential risks of revisions in H2, while short-term focus will be on how the recent announcement of a new low-cost AI model by Chinese DeepSeek could affect global players.
- **Asynchrony in central banks' actions.** The Fed is on pause, with cuts likely to come later in 2025 if inflation data retains a downward trend. In Europe, we expect both the ECB and the BoE to cut rates sooner, while the Bank of Japan (BoJ) remains in the hiking mode.
- **US dollar volatility, rising oil prices and China's stimulus are key themes for Emerging Markets.** Uncertainty remains high amid high geopolitical risks and expectations of Trump's tariffs.

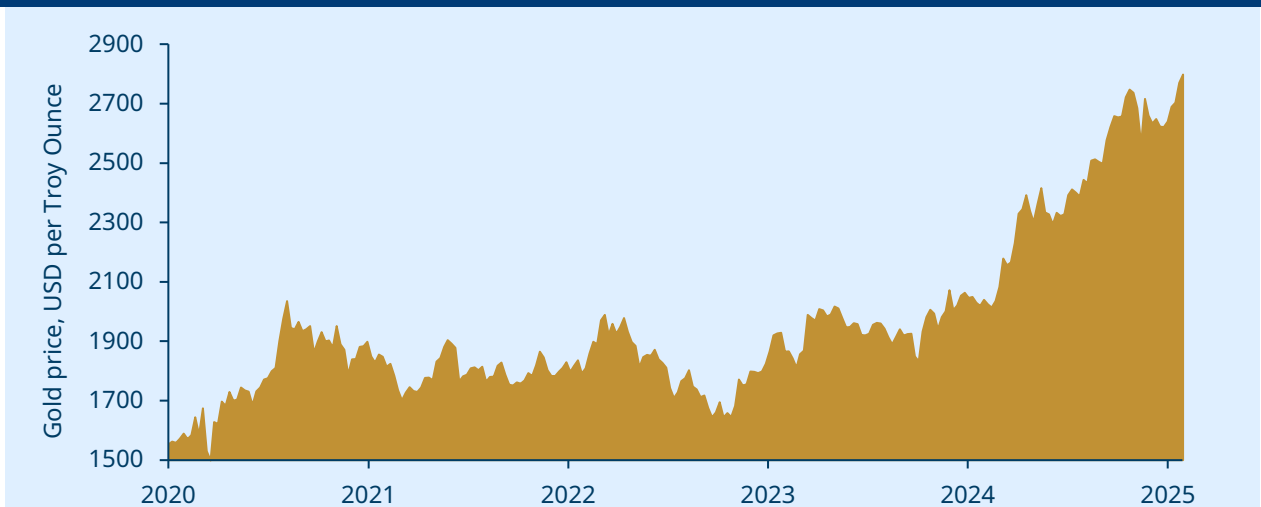


**VINCENT MORTIER**  
GROUP CIO



**MONICA DEFEND**  
HEAD OF AMUNDI  
INVESTMENT  
INSTITUTE

### Global uncertainty driving gold to new highs



Source: Amundi Investment Institute, Bloomberg, as of 31 January 2025.

From an investment perspective, the backdrop remains mildly supportive for risky assets thanks to a resilient growth outlook, accommodative central bank policies and abundant liquidity.

- **In fixed income, ongoing yield volatility calls for an active and tactical duration approach.** Globally, current yield levels are historically appealing, so we have slightly increased our duration stance, particularly in Europe. In the US, while rates are attractive, we expect high rates volatility and favour the intermediate part of the yield curve on a risk-reward basis. We maintain a positive stance on global IG credit, where we have been seeking opportunities in the primary market. Overall, we continue to favour IG over HY and financials over industrials. We also like HY alternatives, such as leveraged loans, due to their more attractive valuations.
- **In equities, we are positive overall with a focus on global diversification to play the broadening rally.** In the US, we prefer equal-weighted indices compared to the overvalued cap-weighted indices. We like financials and materials, and focus on companies likely to benefit from Trump policies but that remain unpriced, and defensives that have reasonable valuations. In Europe, with expected rate cuts and inflation moderation, we see potential in defensive consumer staples and healthcare stocks with price leadership, as well as quality banks with strong balance sheets and lower sensitivity to rate changes.
- **Emerging Markets (EM) continue to be a selective story.** We maintain a neutral stance on global EM equities due to uncertainty surrounding Trump's policies. In bonds, the outlook for EM HC debt is constructive. Overall, we favour local rates in nations offering high nominal and real yields, and that are less exposed to the new US administration's policies. We look for selective opportunities in HY credit, expecting no significant spread widening as new issuances are well absorbed.
- **From an asset allocation perspective, the positive backdrop for risk assets leads us to maintain** a mildly positive risk stance in global equities. We have also become more positive on Euro Investment Grade (IG) credit, while we moved to a neutral stance on EM debt. We believe investors should maintain a focus on equity hedges in the US market due to tight valuations and diversify with gold to better cope with the potential volatility arising from geopolitical and inflation risks.

*With uncertainty looming – from Trump tariffs to the impact of DeepSeek on AI – we are focusing on global equity opportunities, diversifying with gold and maintaining a tactical approach to duration.*

## Overall risk sentiment

**Risk off**

**Risk on**



The overall risk stance remains slightly positive. We believe investors should favour IG credit and equity, and balance this with equity hedges and gold.

*Overall risk sentiment is a qualitative view towards risk assets (credit, equity, commodities) expressed by the various investment platforms and shared at the global investment committee. Our stance may be adjusted to reflect any change in the market and economic backdrop.*

ECB = European Central Bank, DM = Developed Markets, EM = Emerging Markets, CBs = central banks, IG = investment grade, HY = high yield, HC = Hard Currency, LC = Local Currency. For other definitions see the last page of this document.

### Changes vs previous month

- Fixed income: we have become more constructive on duration, particularly in Europe
- Cross assets: we have become more positive on Euro IG credit, moved to neutral from positive in EM local debt and increased focus on equity hedges and gold.

# Three hot questions

1

## What is your outlook for the US economy in 2025?

Our 2025 US GDP forecast is around 2%\*. We believe it is prudent to factor in some of Trump's policy intentions, such as the implementation of tariffs – 10 % on all imports and an increase to 60 % on China – beginning in H1 2025, with effects on growth expected from H2 2025 to H1 2026. We also expect higher yields, which will impact the real economy, including consumption, housing and investment. While some pressures on investment may be mitigated by deregulation in the banking and energy sectors, as well as increased investment in AI, there remains uncertainty regarding Trump's position on the Inflation Reduction Act (IRA). Overall, the net effect of this entire package is likely to be negative for growth. Immigration policy **will be** crucial for labour supply, impacting wage growth and inflation, **which** we see at around 2.5% in 2025.

### Investment consequences

- Prefer a neutral stance on US equities.
- Short-term positive on the USD, USD weakness in the medium term.

2

## What are your views on DM central banks?

The US **Fed** faces an uncertain outlook, with a high expected fiscal deficit and possible labour supply shocks, which will weigh on the inflation outlook. We expect three cuts this year (Fed Funds upper target at 3.75% by year-end). The **ECB** will face less uncertainty, as US tariffs loom, clouding the economic outlook. As such, policy rates should be reduced steadily. We expect five 25bp rate cuts **overall** in 2025, with the policy rate at 1.75% by mid-2025. In the UK, progress on disinflation has been slow and the government's fiscal constraint is tight, meaning that growth could be weaker than expected. Hence, the **BoE** should cut at least four times, with the bank rate at 3.75% by year-end. The **BoJ** hiked rates by 25bp to 0.5% in January and we see another 25bp hike this year.

### Investment consequences

- Steeper US curve, 5-30y steepeners.
- Tactical duration management, adding duration overall.

3

## What are the implications of higher US yields on default rates?

As Trump's policies are likely to result in a higher deficit and increased inflation expectations, Treasury yields could test the 5-5.25 range if growth weakens further. While higher interest costs alone may not significantly impact defaults, a slowdown in economic growth and weak cash flow could lead to an increase in defaults, particularly among CCC-rated issuers, whose EBITDA has been declining over the past couple of years despite relatively benign growth dynamics.

### Investment consequences

- Positive in Credit IG
- Neutral in HY

*The US Fed faces an uncertain outlook, with a high expected fiscal deficit and possible labour supply shocks, which will weigh on the inflation outlook*

**MONICA DEFEND**  
HEAD OF AMUNDI  
INVESTMENT  
INSTITUTE



MULTI-ASSET

AUTHORS

**FRANCESCO SANDRINI**  
HEAD OF MULTI-ASSET STRATEGIES

**JOHN O'TOOLE**  
HEAD OF MULTI-ASSET INVESTMENT SOLUTIONS

## Risk on, but with hedges and gold

We continue to expect a benign overall economic outlook, with DM countries running at different speeds and China stimulating the economy in an effort to mitigate structural downtrend and tariff risks. In the US, economic growth is normalising, but Trump policies raise uncertainties on various fronts – risks of labour supply shortages due to restrictive immigration policies, tariffs and fiscal policy. In the Eurozone we expect some modest and heterogeneous recovery with downside risks linked to tariffs. All in all, this paints a benign but uncertain outlook, which leads us to remain positive on risky assets, while at the same time we believe investors should increase hedges on equities and favour gold to enhance diversification.

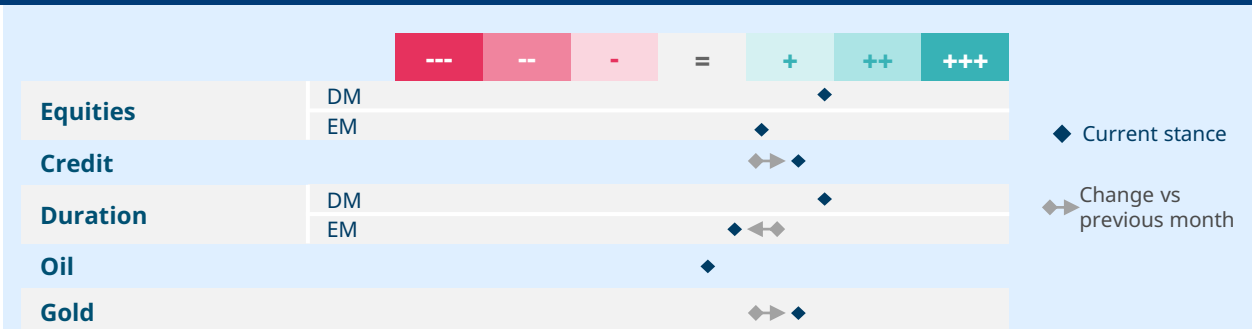
Therefore, we maintain our **positive stance on global equities**. We believe it is important to diversify by regions and styles. Growth opportunities are more prominent in the US, while Japan and the UK offer more value-oriented investments. The Eurozone still faces significant challenges, but much of this risk is already priced into valuations which remain appealing compared to the US. **We remain close to neutral in EM equity** and are cautiously optimistic on China, due to its appealing valuations and expectations of policy support.

In fixed income, we remain **positive on the 2-year Treasury** and maintain our view of a steepening yield curve in 5-30 year maturities. We maintain our positive stance on EU rates and UK rates as well, and we remain cautious on JGBs. We also remain positive on Italian BTPs versus German Bunds. In credit, we **have become more constructive on European IG credit** due to strong demand and solid fundamentals. In **EM debt, we have moved to a neutral stance** on EM local debt as disinflation slows and the capacity for EM central banks to cut rates is fading, while we remain neutral on hard currency debt.

We actively diversify the overall allocation with currencies by keeping a preference for USD vs CHF and for JPY vs CHF. We keep a cautious view on the trade-weighted EUR as Eurozone is weaker and the ECB is dovish. In EM, we still like BRL but we are no longer positive on INR.

*"Now is the time to diversify across multiple axes: regions, styles, adding gold, and seizing regional and curve opportunities in bonds."*

### Amundi Cross-Asset Convictions



Source: Amundi. The table represents a cross-asset assessment on a three- to six-month horizon based on views expressed at the most recent global investment committee. The outlook, changes in outlook and opinions on the asset class assessment reflect the expected direction (+/-) and the strength of the conviction (+/+/+/+). This assessment is subject to change and includes the effects of hedging components. FX = foreign exchange, BTP = Italian government bonds, BoJ = Bank of Japan, JGB = Japanese govt. bonds, BoE = Bank of England. For other definitions and currency abbreviations see the last page of this document.



## FIXED INCOME

## In Trump 2.0, bonds will be a key income engine

Trump 2.0 policies are likely to diverge from current market expectations as 2025 unfolds. Inflation will be a key factor in evaluating the Fed's trajectory, with Trump's policies potentially limiting future Fed easing unless a significant growth shock occurs. At current levels, **global fixed income markets provide attractive yields**, serving as a buffer against macroeconomic and monetary policy uncertainties, **which makes them appealing as income generators and portfolio diversifiers**. Global investors should also look at opportunities in **Europe**, which offer higher visibility on the ECB's direction and in **EM hard currency debt**. Here the outlook remains positive, supported by attractive absolute yields, although careful country selection is key.

### Global & European fixed income

- **We have increased our duration stance** and are now positive on Europe and the UK where CBs remain more dovish. We **have become slightly positive on US duration** and **remain cautious on JPY**.
- We are **positive on credit**, tactically adjusting our stance based on market conditions and new issuance opportunities. We favour Euro financials and subordinated debt, and IG over HY (favouring non-cyclicals and cautious CCC).
- In FX, we favour USD and JPY, neutral GBP, cautious EUR.

### US fixed income

- **We remain tactical on duration** and continue to favour the intermediate part of the curve which offers a reasonable risk-reward.
- In **credit**, in a tight valuation environment, we are biased towards higher quality. We **favour Financials** over Industrials, and we are moving towards **shorter issuer maturities**.
- We like **HY alternatives** (securitised/structured credit, insurance-linked securities) given their more attractive valuations

### EM bonds

- **We maintain a neutral duration stance** with a bias to increment during market sell-offs.
- Our **outlook on EM hard currency debt remains constructive**, but we remain selective.
- We favour EM local rates in nations that provide high nominal and real yields while being less exposed to new Trump policies.
- **We remain optimistic on HY credit** and do not foresee substantial spread widening. We focus on **sectors less exposed to potential sanctions/tariffs**.

### Appealing yields across bond markets



Source: Amundi Investment Institute, Bloomberg, as of 31 January 2025. Aggregate indexes are from Bloomberg, EMBI is J.P. Morgan EMBI Global Diversified Blended Yield. Yield refers to the Yield to Worst.

### AUTHORS

**AMAURY D'ORSAY**  
HEAD OF  
FIXED INCOME

**YERLAN SYZDYKOV**  
GLOBAL HEAD OF  
EMERGING MARKETS

**MARCO PIRODINI**  
CIO OF US  
INVESTMENT  
MANAGEMENT

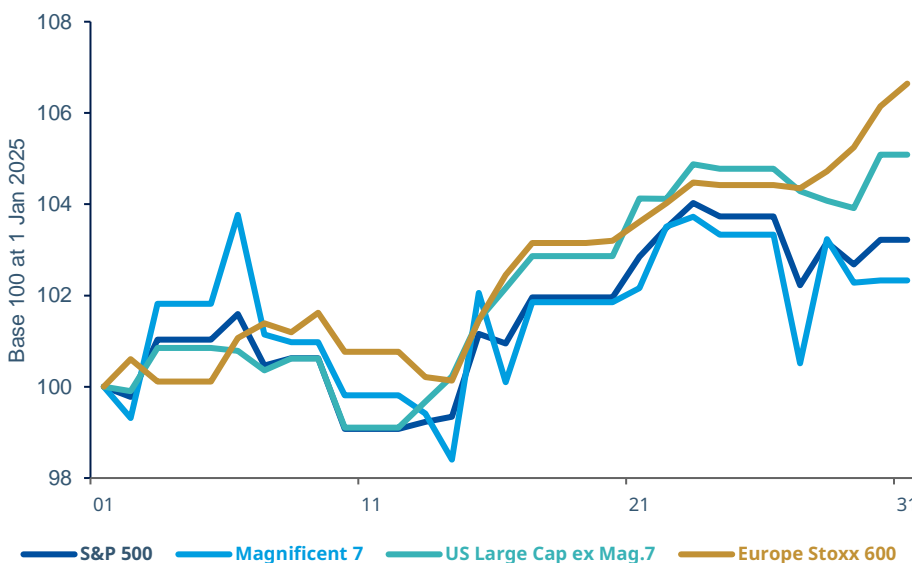
EQUITIES

# Market rotation in favour of Europe and US-ex mega caps

Recent volatility, driven first by uncertainty around interest rates and more recently by the DeepSeek announcement, has continued to **favour a broadening of the rally, particularly in European equities and sectors outside technology**. High valuations leave little room for disappointment; however, lower expected taxes for corporates and reduced regulation should benefit US domestic stocks and global companies with significant US operations. All eyes will now be on the earnings season, which could further support the continuation of the recent rotation. Against this backdrop, **we continue to see opportunities in Europe, in US large caps-ex mega caps and financials**, while remaining more cautious on Emerging Markets for the time being.

European Equities	Global & US Equities	EM Equities
<ul style="list-style-type: none"> <li>▪ <b>The broadening of the market is benefiting European equities.</b> From here, markets will focus on earnings direction and the potential impact of Trump's policies.</li> <li>▪ Sector-wise, we are positive on <b>consumer staples and healthcare</b>. We took some profit from defensive stocks, and we seek opportunities in luxury goods. We are <b>cautious on technology and industrials</b>. In financials, we focus on quality European banks.</li> </ul>	<ul style="list-style-type: none"> <li>▪ <b>A shift away from the mega caps continues to be key</b> as their high valuation levels are at risk from any possible reversal in risk sentiment, as seen with the DeepSeek announcement.</li> <li>▪ We focus on companies that will <b>benefit from Trump policies and look for defensives</b> that have reasonable valuations.</li> <li>▪ <b>We favour materials and financials</b>, particularly banks that are structural winners and can benefit from the higher yield curve and lower taxes. We are cautious on tech and consumer.</li> </ul>	<ul style="list-style-type: none"> <li>▪ <b>We became more cautious on EM equities</b> ahead of Trump's inauguration amid high geopolitical risks. However, we acknowledge that valuations are attractive and may offer entry points moving ahead.</li> <li>▪ Geographically, <b>we favour the UAE, Indonesia, Malaysia and Greece</b>, while we are cautious on Taiwan and Saudi Arabia.</li> <li>▪ Sector-wise, <b>we favour real estate, consumer staples and communication services</b> and are cautious on Materials.</li> </ul>

## Market rotation gained traction in January



Source: Amundi Investment Institute, Bloomberg, as of 31 January 2025.

### AUTHORS

**BARRY GLAVIN**  
HEAD OF EQUITY PLATFORM

**YERLAN SYZDYKOV**  
GLOBAL HEAD OF EMERGING MARKETS

**MARCO PIRODINI**  
CIO OF US INVESTMENT MANAGEMENT

## VIEWS

## Amundi asset class views

## In focus this month

- **EM equities** before Trump's inauguration we became more cautious on GEM equities. We remain watchful of developments under Trump 2.0 and anticipate high uncertainty in Q1 due to both macro and geopolitical factors; we are keeping our powder dry to step in to capture better opportunities ahead. India remains a long-term story, where we remain positive.

## Equity and global factors

Regions	Change vs M-1	--	-	=	+	++	Global Factors	Change vs M-1	--	-	=	+	++
US					◆		Growth					◆	
Europe						◆	Value						◆
Japan						◆	Small caps						◆
EM	▼				◆		Quality					◆	
China					◆		Low Volatility					◆	
EM ex China	▼				◆		Momentum					◆	
India	▼				◆		High Dividend					◆	

## Fixed income &amp; FX

Govies	Change vs M-1	--	-	=	+	++	Credit	Change vs M-1	--	-	=	+	++
US	▲					◆	US IG					◆	
EU	▲					◆	US HY			◆			
UK	▲					◆	EU IG						◆
Japan			◆				EU HY					◆	
EM Bonds	Change vs M-1	--	-	=	+	++	FX	Change vs M-1	--	-	=	+	++
China govt.					◆		USD						◆
India govt.					◆		EUR			◆			
EM HC					◆		GBP	▼				◆	
EM LC					◆		JPY						◆
EM corp.					◆		CNY			◆			

Source: Summary of views expressed at the most recent global investment committee held **24 January 2025**. Views relative to a EUR-based investor. Views range from double minus to double positive, = refers to a neutral stance. This material represents an assessment of the market at a specific time and is not intended to be a forecast of future events or a guarantee of future results. This information should not be relied upon by the reader as research, investment advice or a recommendation regarding any fund or any security in particular. This information is strictly for illustrative and educational purposes and is subject to change. This information does not represent the actual current, past or future asset allocation or portfolio of any Amundi product. FX table shows absolute FX views of the Global Investment Committee.

▼ Downgrade vs previous month  
▲ Upgrade vs previous month

**Trust must be earned**

In an increasing complex and changing world, investors need to better understand their environment and the evolution of investment practices in order to define their asset allocation and help construct their portfolios. This environment spans across economic, financial, geopolitical, societal and environmental dimensions. To help meet this need, Amundi has created the Amundi Investment Institute. This independent research platform brings together Amundi's research, market strategy, investment themes and asset allocation advisory activities under one umbrella; the Amundi Investment Institute. Its aim is to produce and disseminate research and Thought Leadership publications which anticipate and innovate for the benefit of investment teams and clients alike.

**DISCOVER MORE**



**The Artificial Intelligence revolution: sector perspectives**

*Follow us on*







**Visit the Research Center**

**THIS EDITION'S CONTRIBUTORS**

<p><b>CLAUDIA BERTINO</b> Head of Amundi Investment Insights &amp; Publishing</p> <p><b>LAURA FIOROT</b> Head of Investment Insights &amp; Client Division</p> <p><b>POL CARULLA</b> Investment Insights and Client Division Specialist</p>	<p><b>UJJWAL DHINGRA</b> Investment Insights and Client Division Specialist</p> <p><b>PAULA NIALL</b> Investment Insights and Client Division Specialist</p> <p><b>FRANCESCA PANELLI</b> Investment Insights and Client Division Specialist</p>
---	---

**DEFINITION ABBREVIATIONS**

Currency abbreviations: USD – US dollar, BRL – Brazilian real, JPY – Japanese yen, GBP – British pound sterling, EUR – Euro, CAD – Canadian dollar, SEK – Swedish krona, NOK – Norwegian krone, CHF – Swiss Franc, NZD – New Zealand dollar, AUD – Australian dollar, CNY – Chinese Renminbi, CLP – Chilean Peso, MXN – Mexican Peso, IDR – Indonesian Rupiah, RUB – Russian Ruble, ZAR – South African Rand, TRY – Turkish lira, KRW – South Korean Won, THB – Thai Baht, HUF – Hungarian Forint, INR – Indian Rupiah.

**IMPORTANT INFORMATION**

The MSCI information may only be used for your internal use, may not be reproduced or disseminated in any form and may not be used as a basis for or a component of any financial instruments or products or indices. None of the MSCI information is intended to constitute investment advice or a recommendation to make (or refrain from making) any kind of investment decision and may not be relied on as such. Historical data and analysis should not be taken as an indication or guarantee of any future performance analysis, forecast or prediction. The MSCI information is provided on an "as is" basis and the user of this information assumes the entire risk of any use made of this information. MSCI, each of its affiliates and each other person involved in or related to compiling, computing or creating any MSCI information (collectively, the "MSCI Parties") expressly disclaims all warranties (including, without limitation, any warranty of originality, accuracy, completeness, timeliness, non-infringement, merchantability and fitness for a particular purpose) with respect to this information. Without limiting any of the foregoing, in no event shall any MSCI Party have any liability for any direct, indirect, special, incidental, punitive, consequential (including, without limitation, lost profits) or any other damages. (www.msicibarra.com). The Global Industry Classification Standard (GICS) SM was developed by and is the exclusive property and a service mark of Standard & Poor's and MSCI. Neither Standard & Poor's, MSCI nor any other party involved in making or compiling any GICS classifications makes any express or implied warranties or representations with respect to such standard or classification (or the results to be obtained by the use thereof), and all such parties hereby expressly disclaim all warranties of originality, accuracy, completeness, merchantability or fitness for a particular purpose with respect to any of such standard or classification. Without limiting any of the foregoing, in no event shall Standard & Poor's, MSCI, any of their affiliates or any third party involved in making or compiling any GICS classification have any liability for any direct, indirect, special, punitive, consequential or any other damages (including lost profits) even if notified of the possibility of such damages.

This document is solely for informational purposes. This document does not constitute an offer to sell, a solicitation of an offer to buy, or a recommendation of any security or any other product or service. Any securities, products, or services referenced may not be registered for sale with the relevant authority in your jurisdiction and may not be regulated or supervised by any governmental or similar authority in your jurisdiction. Any information contained in this document may only be used for your internal use, may not be reproduced or disseminated in any form and may not be used as a basis for or a component of any financial instruments or products or indices. Furthermore, nothing in this document is intended to provide tax, legal, or investment advice. Unless otherwise stated, all information contained in this document is from Amundi Asset Management S.A.S. and is as of 30 January 2024. Diversification does not guarantee a profit or protect against a loss. This document is provided on an "as is" basis and the user of this information assumes the entire risk of any use made of this information. Historical data and analysis should not be taken as an indication or guarantee of any future performance analysis, forecast or prediction. The views expressed regarding market and economic trends are those of the author and not necessarily Amundi Asset Management S.A.S. and are subject to change at any time based on market and other conditions, and there can be no assurance that countries, markets or sectors will perform as expected. These views should not be relied upon as investment advice, a security recommendation, or as an indication of trading for any Amundi product. Investment involves risks, including market, political, liquidity and currency risks. Furthermore, in no event shall Amundi have any liability for any direct, indirect, special, incidental, punitive, consequential (including, without limitation, lost profits) or any other damages due to its use.

Date of first use: 2 February 2025. Document ID: 4210323.

Document issued by Amundi Asset Management, "société par actions simplifiée"- SAS with a capital of €1,143,615,555 - Portfolio manager regulated by the AMF under number GP04000036 - Head office: 91-93 boulevard Pasteur, 75015 Paris - France - 437 574 452 RCS Paris - [www.amundi.com](http://www.amundi.com).