

Confidence  
must be earned

**Amundi**  
ASSET MANAGEMENT

Working Paper 93-2019 | December 2019

## A Note on Portfolio Optimization with Quadratic Transaction Costs



---

# A Note on Portfolio Optimization with Quadratic Transaction Costs

## Abstract

### **Pierre Chen**

Quantitative Research  
*pierre.chen@amundi.com*

### **Edmond Lezmi**

Quantitative Research  
*edmond.lezmi@amundi.com*

### **Thierry Roncalli**

Quantitative Research  
*thierry.roncalli@amundi.com*

### **Jiali Xu**

Quantitative Research  
*jjali.xu@amundi.com*

In this short note, we consider mean-variance optimized portfolios with transaction costs. We show that introducing quadratic transaction costs makes the optimization problem more difficult than using linear transaction costs. The reason lies in the specification of the budget constraint, which is no longer linear. We provide numerical algorithms for solving this issue and illustrate how transaction costs may considerably impact the expected returns of optimized portfolios.

**Keywords:** Portfolio allocation, mean-variance optimization, transaction cost, quadratic programming, alternating direction method of multipliers.

**JEL classification:** C61, G11.

---

## Acknowledgement

*The authors are grateful to Jules Roche for his helpful comments.*



---

## About the authors



### **Pierre Chen**

Pierre Chen joined Amundi in October 2019 in the Quantitative Research department as an intern. He works on quadratic transaction costs and logarithmic barrier penalization methods for robust portfolio allocation. He is currently a graduate student at ENSAE where he studies statistics and applied mathematics and will be joining the Master of Financial Engineering at the University of Berkeley in March 2020.



### **Edmond Lezmi**

Edmond Lezmi joined Amundi in 2002. He is currently Head of Multi-Asset Quantitative Research. Prior to that, he was Head of Quantitative Research at Amundi Alternative Investments (2008-2012), a derivatives and fund structurer at Amundi IS (2005-2008), and Head of Market Risk (2002-2005). Before joining Amundi, he was Head of Market Risk at Natixis, and an exotic FX derivatives quantitative developer at Société Générale. He started his working career with Thales in 1987 as a research engineer in signal processing. He holds an MSc in Stochastic processes from the University of Orsay.



### **Thierry Roncalli**

Thierry Roncalli joined Amundi as Head of Quantitative Research in November 2016. Prior to that, he was Head of Research and Development at Lyxor Asset Management (2009- 2016), Head of Investment Products and Strategies at SGAM AI, Société Générale (2005-2009), and Head of Risk Analytics at the Operational Research Group of Crédit Agricole SA (2004-2005). From 2001 to 2003, he was also Member of the Industry Technical Working Group on Operational Risk (ITWGOR). Thierry began his professional career at Crédit Lyonnais in 1999 as a financial engineer. Before that, Thierry was a researcher at the University of Bordeaux and then a Research Fellow at the Financial Econometrics Research Centre of Cass Business School. During his five years of academic career, he also served as a consultant on option pricing models for different banks.

Since February 2017, he is Member of the Scientific Advisory Board of AMF, the French Securities & Financial Markets Regulator, while he was Member of the Group of Economic Advisers (GEA), ESMA's Committee for Economic and Market Analysis (CEMA), European Securities and Market Analysis from 2014 to 2018. Thierry is also Adjunct Professor of Economics at the University of Evry, Department of Economics. He holds a PhD in Economics from the University of Bordeaux, France. He is the author of numerous academic articles in scientific reviews and has published several books on risk and asset management. His last book "Introduction to Risk Parity and Budgeting" has been published in 2013 by Chapman & Hall and translated in Chinese in 2016 by China Financial Publishing House.



### **Jiali Xu**

Jiali XU joined Amundi in 2018 as a quantitative research analyst within the Multi-Asset Quantitative Research team. Prior to that, he was a quantitative analyst in the Risk Analytics and Solutions team at Société Générale between 2014 and 2018. He is graduated from Ecole des Ponts ParisTech and he also holds a master degree in Financial Mathematics from the University of Paris-Est Marne-la-Vallée.

## 1 Introduction

The general approach for introducing liquidity management in the mean-variance optimization model of Markowitz (1952) is to assume fixed bid-ask spreads. We then obtain the linear transaction cost model, which can be solved using an augmented quadratic programming problem (Scherer, 2007). However, as shown by Lecesne and Roncoroni (2019a, 2019b), unit transaction costs may be a linear function of the trading size, implying that a model with quadratic transaction costs may be more appropriate. In this article, we investigate this approach and show how linear and quadratic transaction costs modify the mean-variance optimized framework. In particular, we do not obtain a standard QP problem when transaction costs are quadratic, because the budget constraint is no longer linear. In this case, we obtain a quadratically constrained quadratic program (QCQP), which is an NP-hard problem. However, using the ADMM framework, we are able to derive an efficient algorithm that solves this issue. Finally, we use this algorithm to illustrate the impact of transaction costs on optimized portfolios and Markowitz efficient frontiers.

## 2 Introducing transaction costs into portfolio optimization

### 2.1 Mean-variance optimization with transaction costs

We consider a universe of  $n$  assets. Let  $w = (w_1, \dots, w_n)$  be a portfolio. The return of Portfolio  $w$  is given by:

$$R(w) = \sum_{i=1}^n w_i R_i = w^\top R$$

where  $R = (R_1, \dots, R_n)$  is the random vector of asset returns. If we note  $\mu$  and  $\Sigma$  the vector of expected returns and the covariance matrix of asset returns, we deduce that the expected return of Portfolio  $w$  is equal to:

$$\mu(w) = \mathbb{E}[R(w)] = w^\top \mu$$

whereas its variance is given by:

$$\sigma^2(w) = \mathbb{E}[(R(w) - \mu(w))^2] = w^\top \Sigma w$$

The mean-variance optimization framework of Markowitz (1952) consists in maximizing the expected return  $\mu(w)$  for a fixed value  $\sigma^*$  of the volatility  $\sigma(w)$ . This can be achieved by maximizing the quadratic utility function:

$$\mathcal{U}(w) = \gamma \mu(w) - \frac{1}{2} \sigma^2(w)$$

The mean-variance optimization framework can then be rewritten as a standard quadratic programming (QP) problem:

$$\begin{aligned} w^* &= \arg \min \frac{1}{2} w^\top \Sigma w - \gamma w^\top \mu \\ \text{s.t.} & \begin{cases} \mathbf{1}_n^\top w = 1 \\ \mathbf{0}_n \leq w \leq \mathbf{1}_n \end{cases} \end{aligned} \tag{1}$$

The budget constraint  $\mathbf{1}_n^\top w = 1$  (or  $\sum_{i=1}^n w_i = 1$ ) implies that the wealth is entirely invested, whereas the second constraint indicates that Portfolio  $w$  is long-only<sup>1</sup>.

Let us now introduce transaction costs. We note  $\tilde{w}$  the current portfolio and  $\mathcal{C}(w | \tilde{w})$  the cost of rebalancing the current portfolio  $\tilde{w}$  towards the portfolio  $w$ . We deduce that the net return is equal to the gross return minus the transaction costs:

$$R(w | \tilde{w}) = R(w) - \mathcal{C}(w | \tilde{w})$$

It follows that:

$$\begin{aligned} \mu(w | \tilde{w}) &= \mathbb{E}[R(w | \tilde{w})] \\ &= \mu(w) - \mu_{\mathcal{C}}(w | \tilde{w}) \end{aligned}$$

and:

$$\begin{aligned} \sigma^2(w | \tilde{w}) &= \mathbb{E} \left[ (R(w | \tilde{w}) - \mu(w | \tilde{w}))^2 \right] \\ &= \mathbb{E} \left[ (R(w) - \mu(w) + \mu_{\mathcal{C}}(w | \tilde{w}) - \mathcal{C}(w | \tilde{w}))^2 \right] \\ &= \sigma^2(w) + \sigma_{\mathcal{C}}^2(w | \tilde{w}) - 2\rho_{\mathcal{C}}(w | \tilde{w})\sigma(w)\sigma_{\mathcal{C}}(w | \tilde{w}) \end{aligned}$$

where  $\mu_{\mathcal{C}}(w | \tilde{w}) = \mathbb{E}[\mathcal{C}(w | \tilde{w})]$  is the expected cost of rebalancing and  $\sigma_{\mathcal{C}}(w | \tilde{w})$  is the standard deviation of  $\mathcal{C}(w | \tilde{w})$ . The function  $\rho_{\mathcal{C}}(w | \tilde{w})$  is the correlation between the gross return  $R(w)$  and the transaction cost  $\mathcal{C}(w | \tilde{w})$ . Generally, we assume that  $\rho_{\mathcal{C}}(w | \tilde{w}) \approx 0$ . We notice that transaction costs impact both the expected return and the volatility of the portfolio. However, this is not the only effect. Indeed, we also have to finance the rebalancing process since the wealth before and after is not the same. Therefore, the budget constraint becomes:

$$\mathbf{1}_n^\top w + \mathcal{C}(w | \tilde{w}) = 1$$

Here, we face an issue because the budget constraint is stochastic. This is why portfolio managers assume that transaction costs are known and not random. In this case, the optimization problem becomes:

$$\begin{aligned} w^* &= \arg \min \frac{1}{2} w^\top \Sigma w - \gamma (w^\top \mu - \mathcal{C}(w | \tilde{w})) \\ \text{s.t. } &\begin{cases} \mathbf{1}_n^\top w + \mathcal{C}(w | \tilde{w}) = 1 \\ \mathbf{0}_n \leq w \leq \mathbf{1}_n \end{cases} \end{aligned} \quad (2)$$

## 2.2 Specification of transaction costs

A first idea is to consider constant transaction costs. In this case, we have:

$$\mathcal{C}(w | \tilde{w}) = \sum_{i=1}^n c_i \cdot |w_i - \tilde{w}_i|$$

where  $c_i$  is the unit cost associated with Asset  $i$ . A better formulation is to distinguish bid and ask prices. Following Scherer (2007), we have:

$$\begin{aligned} \mathcal{C}(w | \tilde{w}) &= \mathcal{C}^-(w | \tilde{w}) + \mathcal{C}^+(w | \tilde{w}) \\ &= \sum_{i=1}^n c_i^- \cdot \max(\tilde{w}_i - w_i, 0) + \sum_{i=1}^n c_i^+ \cdot \max(w_i - \tilde{w}_i, 0) \end{aligned}$$

---

<sup>1</sup>This constraint can be removed.



where  $c_i^-$  and  $c_i^+$  are the bid and ask unit transaction costs. We deduce that the transaction cost for Asset  $i$  satisfies:

$$\mathcal{C}_i(w | \tilde{w}) = \begin{cases} c_i^- \cdot (\tilde{w}_i - w_i) & \text{if } w_i < \tilde{w}_i \\ 0 & \text{if } w_i = \tilde{w}_i \\ c_i^+ \cdot (w_i - \tilde{w}_i) & \text{if } w_i > \tilde{w}_i \end{cases} \quad (3)$$

In this approach, the unit transaction cost is fixed and does not depend on the rebalancing weight:

$$c_i(w | \tilde{w}) = \frac{\mathcal{C}_i(w | \tilde{w})}{|w_i - \tilde{w}_i|} = \begin{cases} c_i^- & \text{if } w_i < \tilde{w}_i \\ 0 & \text{if } w_i = \tilde{w}_i \\ c_i^+ & \text{if } w_i > \tilde{w}_i \end{cases}$$

We can also assume that the unit transaction cost is a linear function of the rebalancing weight:

$$c_i(w | \tilde{w}) = \begin{cases} c_i^- + \delta_i^- \cdot (\tilde{w}_i - w_i) & \text{if } w_i < \tilde{w}_i \\ 0 & \text{if } w_i = \tilde{w}_i \\ c_i^+ + \delta_i^+ \cdot (w_i - \tilde{w}_i) & \text{if } w_i > \tilde{w}_i \end{cases}$$

It follows that:

$$\mathcal{C}_i(w | \tilde{w}) = \begin{cases} c_i^- \cdot (\tilde{w}_i - w_i) + \delta_i^- \cdot (\tilde{w}_i - w_i)^2 & \text{if } w_i < \tilde{w}_i \\ 0 & \text{if } w_i = \tilde{w}_i \\ c_i^+ \cdot (w_i - \tilde{w}_i) + \delta_i^+ \cdot (w_i - \tilde{w}_i)^2 & \text{if } w_i > \tilde{w}_i \end{cases} \quad (4)$$

In the academic literature, Specification (3) is known under the term ‘*linear transaction costs*’, whereas Specification (4) corresponds to ‘*quadratic transaction costs*’. An example is provided in Figure 1, where bid and ask transaction costs are different<sup>2</sup>. On the left side, we have reported the linear case, whereas the quadratic case corresponds to the right side<sup>3</sup>. We notice that introducing quadratic costs has a more adverse effect on the portfolio’s return. By construction, the choice of one specification will impact portfolio optimization, especially if the rebalancing is significant.

### 3 The case of linear transaction costs

#### 3.1 The augmented QP solution

Since  $\mathcal{C}(w | \tilde{w})$  is a nonlinear function of  $w$ , Problem (2) is not a standard QP problem. This is why Scherer (2007) suggested rewriting the transaction costs as follows:

$$\mathcal{C}(w | \tilde{w}) = c_i^- \cdot \Delta w_i^- + c_i^+ \cdot \Delta w_i^+$$

where  $\Delta w_i^- = \max(\tilde{w}_i - w_i, 0)$  and  $\Delta w_i^+ = \max(w_i - \tilde{w}_i, 0)$  represent the sale and purchase of Asset  $i$ . By definition, we have  $\Delta w_i^- \cdot \Delta w_i^+ = 0$  and:

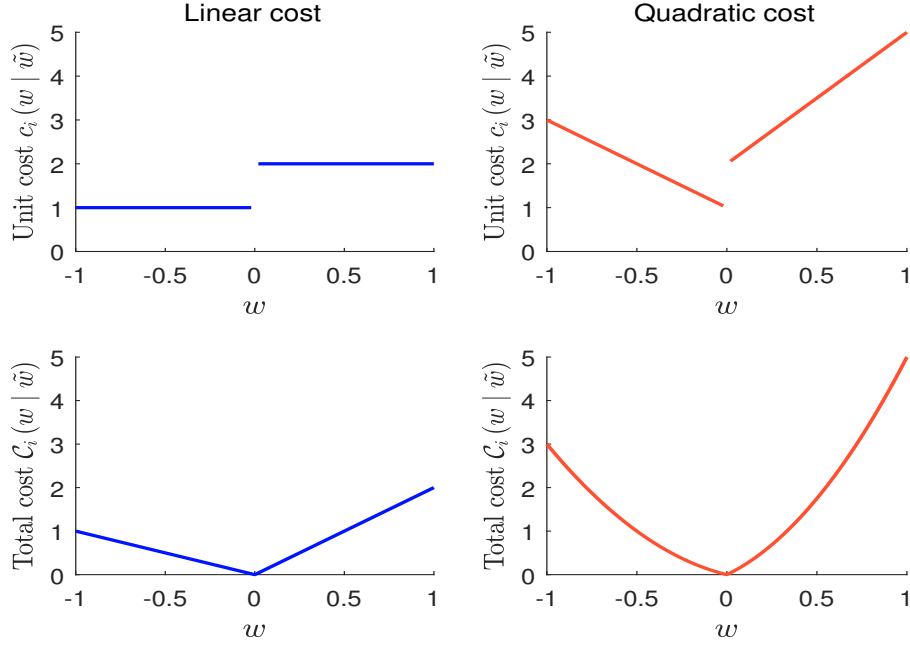
$$w_i = \tilde{w}_i + \Delta w_i^+ - \Delta w_i^-$$

---

<sup>2</sup>For instance, in the case of corporate bonds, there are some periods where it is easier to sell bonds than buy bonds or the contrary.

<sup>3</sup>The parameters are the following:  $c_i^- = 1\%$ ,  $c_i^+ = 2\%$ ,  $\delta_i^- = 2\%$  and  $\delta_i^+ = 3\%$ . Moreover, we assume that the current allocation  $\tilde{w}$  is equal to 0.

Figure 1: An example of linear and transaction costs (in %)



We deduce that Problem (2) becomes:

$$\begin{aligned}
 w^* &= \arg \min \frac{1}{2} w^\top \Sigma w - \gamma \left( \sum_{i=1}^n w_i \cdot \mu_i - \sum_{i=1}^n \Delta w_i^- \cdot c_i^- - \sum_{i=1}^n \Delta w_i^+ \cdot c_i^+ \right) \quad (5) \\
 \text{s.t. } &\begin{cases} \sum_{i=1}^n w_i + \sum_{i=1}^n \Delta w_i^- \cdot c_i^- + \sum_{i=1}^n \Delta w_i^+ \cdot c_i^+ = 1 \\ w_i + \Delta w_i^- - \Delta w_i^+ = \tilde{w}_i \\ \mathbf{0}_n \leq w \leq \mathbf{1}_n \end{cases}
 \end{aligned}$$

We notice that we obtain a QP problem with respect to the variables  $x = (w, \Delta w^-, \Delta w^+)$ . Indeed, we have:

$$\begin{aligned}
 x^* &= \arg \min \frac{1}{2} x^\top Q x - x^\top R \quad (6) \\
 \text{s.t. } &\begin{cases} Ax = B \\ x^- \leq x \leq x^+ \end{cases}
 \end{aligned}$$

where:

$$Q = \begin{pmatrix} \Sigma & \mathbf{0}_{n,n} & \mathbf{0}_{n,n} \\ \mathbf{0}_{n,n} & \mathbf{0}_{n,n} & \mathbf{0}_{n,n} \\ \mathbf{0}_{n,n} & \mathbf{0}_{n,n} & \mathbf{0}_{n,n} \end{pmatrix}$$

and:

$$R = \gamma \begin{pmatrix} \mu \\ -c^- \\ -c^+ \end{pmatrix}$$

For the equality constraint, we obtain:

$$A = \begin{pmatrix} \mathbf{1}_n^\top & (c^-)^\top & (c^+)^\top \\ I_n & I_n & -I_n \end{pmatrix}$$

and:

$$B = \begin{pmatrix} 1 \\ \tilde{w} \end{pmatrix}$$

For the bounds, we notice that:

$$\begin{aligned} 0 \leq w_i \leq 1 &\Leftrightarrow 0 \leq \tilde{w}_i + \Delta w_i^+ - \Delta w_i^- \leq 1 \\ &\Leftrightarrow -\tilde{w}_i \leq \Delta w_i^+ - \Delta w_i^- \leq 1 - \tilde{w}_i \\ &\Leftrightarrow \begin{cases} -\tilde{w}_i \leq \Delta w_i^+ \leq 1 - \tilde{w}_i & \text{if } \Delta w_i^- = 0 \\ \tilde{w}_i - 1 \leq \Delta w_i^- \leq \tilde{w}_i & \text{if } \Delta w_i^+ = 0 \end{cases} \end{aligned}$$

However, we know that  $\Delta w_i^- \geq 0$  and  $\Delta w_i^+ \geq 0$ . We deduce that  $x^- = \mathbf{0}_{3n}$  and:

$$x^+ = \begin{pmatrix} \mathbf{1}_n \\ \tilde{w} \\ \mathbf{1}_n - \tilde{w} \end{pmatrix}$$

Problem (6) is called an augmented QP problem (Roncalli, 2013), because we have augmented the number of variables in order to find the optimal solution  $w^*$  which is given by the following relationship:

$$w^* = \begin{pmatrix} I_n & \mathbf{0}_{n,n} & \mathbf{0}_{n,n} \end{pmatrix} x^*$$

### 3.2 The efficient frontier with linear transaction costs

We consider an investment universe of 7 assets. Their expected return and volatility expressed as a % are equal to:

$i$	1	2	3	4	5	6	7
$\mu_i$	1.00	2.00	3.00	4.00	5.00	7.50	10.00
$\sigma_i$	1.00	2.00	3.00	4.00	5.00	7.50	10.00

We also consider a constant correlation matrix of 25% between asset returns. The initial portfolio is composed of 50% of Asset 1 and 50% of Asset 2.

By assuming fixed transaction costs  $c^- = 20$  bps and  $c^+ = 10$  bps, we obtain the efficient frontier that is reported in Figure 2. Here, we face an issue because transaction costs imply that  $\sum_{i=1}^n w_i^* < 1$ . Therefore, the efficient frontier cannot be represented by the pair  $(\sigma(w^*), \mu(w^*))$  because the net wealth  $\sum_{i=1}^n w_i^*$  depends on the values taken by  $c^-$  and  $c^+$ . With no transaction costs, we retrieve the classical efficient frontier of Markowitz (1952). However, in order to compare efficient frontiers, we have to normalize the optimized portfolio:

$$\bar{w}^* = \frac{w_i^*}{\sum_{i=1}^n w_i^*}$$

Indeed, plotting  $(\sigma(w^*), \mu(w^*))$  is misleading since we have paid transaction costs in order to rebalance the portfolio. For instance, if the transaction costs are high, we have  $\sum_{i=1}^n w_i^* \ll 1$  and we may obtain a very low volatility and some optimized portfolios may be on the left of the Markowitz efficient frontier. The reason is that the portfolio is less risky on a nominal basis because the portfolio notional is reduced. This is why it is better to consider the expected return adjusted by the transaction costs (also called the ‘*net expected return*’), which is equal to  $\mu_{\text{net}}(\bar{w}^*) = \mu(\bar{w}^*) - \mathcal{C}(w^* | \bar{w})$ . The efficient frontier with transaction costs is then represented by the curve  $(\sigma(\bar{w}^*), \mu_{\text{net}}(\bar{w}^*))$ . However, with  $c^- = 20$  bps and  $c^+ = 10$  bps, Figure 2 gives the impression that transaction costs have little impact on the efficient frontier.

Figure 2: Efficient frontier  $(\sigma(\bar{w}^*), \mu_{\text{net}}(\bar{w}^*))$  with  $c^- = 20$  bps and  $c^+ = 10$  bps

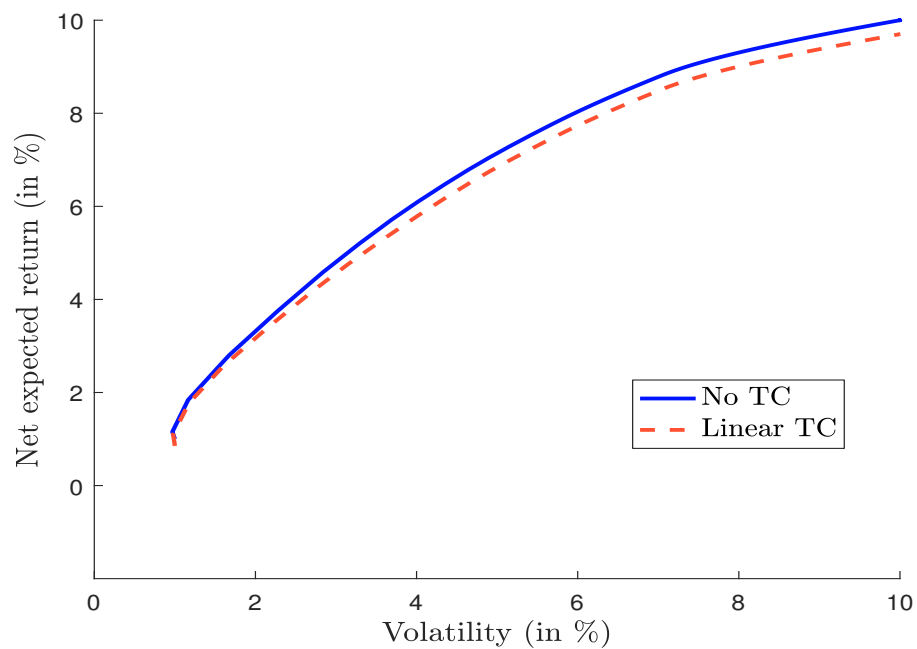


Figure 3: Efficient frontier  $(\sigma(\bar{w}^*), \mu_{\text{net}}(\bar{w}^*))$  with  $c^- = 2\%$  and  $c^+ = 1\%$

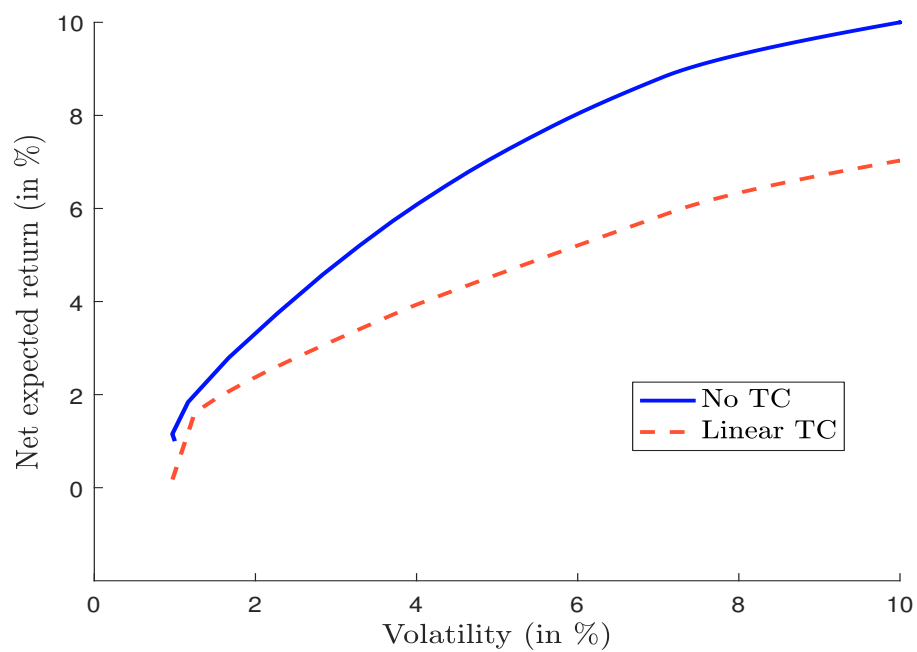
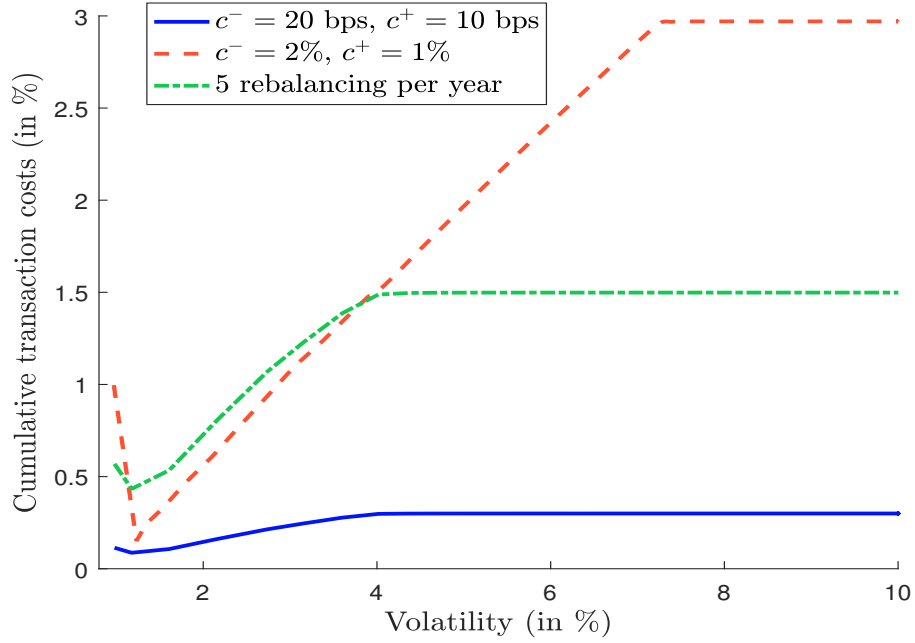


Figure 4: Transaction cost



Let us now consider an unrealistic case:  $c^- = 2\%$  and  $c^+ = 1\%$ . We obtain Figure 3 and we notice the big impact of transaction costs on the expected return of the portfolio. In Figure 4, we have reported the total amount of transaction costs with respect to portfolio volatility. Since the case  $c^- = 20 \text{ bps}$  and  $c^+ = 10 \text{ bps}$  is more realistic, it may not reflect the real impact on a trading strategy. Indeed, these transaction costs are paid at each rebalancing date. The efficient frontier considers a yearly expected return, whereas the net expected return assumes only one portfolio rebalancing in the year, and does not take into account the total turnover of the portfolio. For example, if we assume that we rebalance the portfolio 5 times in the year, we obtain the green curve that illustrates how cumulative transaction costs can be damaging for portfolio performance.

## 4 Introducing quadratic transaction costs

### 4.1 The issue of the quadratic budget constraint

In the case of quadratic transaction costs, we can use the same approach by considering augmented variables. We deduce that:

$$\begin{aligned}
\mathcal{C}(w | \tilde{w}) &= \sum_{i=1}^n \Delta w_i^- (c_i^- + \delta_i^- \Delta w_i^-) + \sum_{i=1}^n \Delta w_i^+ (c_i^+ + \delta_i^+ \Delta w_i^+) \\
&= \Delta w^{-\top} c^- + \Delta w^{-\top} \Delta^- \Delta w^- + \Delta w^{+\top} c^+ + \Delta w^{+\top} \Delta^+ \Delta w^+
\end{aligned}$$

where  $\Delta^- = \text{diag}(\delta_1^-, \dots, \delta_n^-)$  and  $\Delta^+ = \text{diag}(\delta_1^+, \dots, \delta_n^+)$  are two diagonal matrices. It follows that the objective function of Problem (2) remains quadratic:

$$\begin{aligned} f(w, \Delta w^-, \Delta w^+) &= \frac{1}{2} w^\top \Sigma w - \gamma (w^\top \mu - \mathcal{C}(w | \tilde{w})) \\ &= \frac{1}{2} (w^\top \Sigma w + \Delta w^{-\top} (2\gamma \Delta^-) \Delta w^- + \Delta w^{+\top} (2\gamma \Delta^+) \Delta w^+) - \\ &\quad \gamma (w^\top \mu - \Delta w^{-\top} c^- - \Delta w^{+\top} c^+) \end{aligned}$$

but the budget constraint is no longer linear:

$$\underbrace{\mathbf{1}_n^\top w + \Delta w^{-\top} c^- + \Delta w^{+\top} c^+}_{\text{Linear term}} + \underbrace{\Delta w^{-\top} \Delta^- \Delta w^- + \Delta w^{+\top} \Delta^+ \Delta w^+}_{\text{Quadratic term}} = 1$$

Indeed, the budget constraint is composed of a linear term and a quadratic term.

Let  $x = (w, \Delta w^-, \Delta w^+)$  be the vector of original variables and augmented variables. We obtain:

$$\begin{aligned} x^* &= \arg \min \frac{1}{2} x^\top Q x - x^\top R \\ \text{s.t. } &\begin{cases} A_1 x + x^\top C_1 x = B_1 \\ A_2 x = B_2 \\ x^- \leq x \leq x^+ \end{cases} \end{aligned} \quad (7)$$

where:

$$Q = \begin{pmatrix} \Sigma & \mathbf{0}_{n,n} & \mathbf{0}_{n,n} \\ \mathbf{0}_{n,n} & 2\gamma \Delta^- & \mathbf{0}_{n,n} \\ \mathbf{0}_{n,n} & \mathbf{0}_{n,n} & 2\gamma \Delta^+ \end{pmatrix}$$

and:

$$R = \gamma \begin{pmatrix} \mu \\ -c^- \\ -c^+ \end{pmatrix}$$

For the equality constraints, we obtain:

$$\begin{pmatrix} A_1 \\ A_2 \end{pmatrix} = \begin{pmatrix} \mathbf{1}_n^\top & (c^-)^\top & (c^+)^\top \\ I_n & I_n & -I_n \end{pmatrix}$$

and:

$$\begin{pmatrix} B_1 \\ B_2 \end{pmatrix} = \begin{pmatrix} 1 \\ \tilde{w} \end{pmatrix}$$

The matrix  $C_1$  is defined as follows:

$$C_1 = \begin{pmatrix} \mathbf{0}_{n,n} & \mathbf{0}_{n,n} & \mathbf{0}_{n,n} \\ \mathbf{0}_{n,n} & \Delta^- & \mathbf{0}_{n,n} \\ \mathbf{0}_{n,n} & \mathbf{0}_{n,n} & \Delta^+ \end{pmatrix}$$

The bounds remain the same. We have  $x^- = \mathbf{0}_{3n}$  and:

$$x^+ = \begin{pmatrix} \mathbf{1}_n \\ \tilde{w} \\ \mathbf{1}_n - \tilde{w} \end{pmatrix}$$

Again, the optimal solution  $w^*$  is given by the following relationship:

$$w^* = \begin{pmatrix} I_n & \mathbf{0}_{n,n} & \mathbf{0}_{n,n} \end{pmatrix} x^*$$

## 4.2 The ADMM solution

Following Perrin and Roncalli (2019), we can use the alternating direction method of multipliers (ADMM) algorithm formulated by Gabay and Mercier (1976) to solve Problem (7) and overcome the non linear constraint. To do this, we leave the objective function as well as all the linear constraints in the  $x$ -update and put the non linear constraint in the  $y$ -update. In this case, the  $x$ -update is easily solved using QP, but the  $y$ -update is an NP-hard problem in the general case.

### 4.2.1 The ADMM formulation

Problem (7) is equivalent to:

$$\begin{aligned} \{x^*, y^*\} &= \arg \min_{(x,y)} f_x(x) + f_y(y) \\ \text{s.t. } &x - y = \mathbf{0}_n \end{aligned} \quad (8)$$

where:

$$f_x(x) = \frac{1}{2}x^\top Qx - x^\top R + \mathbf{1}_{\Omega_x}(x)$$

and:

$$f_y(y) = \mathbf{1}_{\Omega_y}(y)$$

The sets  $\Omega_x$  and  $\Omega_y$  are defined as follows:

$$\Omega_x(x) = \{x \in [0, 1]^n : A_2x = B_2, x^- \leq x \leq x^+\}$$

and:

$$\Omega_y(y) = \{y \in [0, 1]^n : A_1y + y^\top C_1y = B_1\}$$

The corresponding ADMM algorithm consists of the following three steps (Boyd *et al.*, 2011; Perrin and Roncalli, 2019):

1. The  $x$ -update is:

$$x^{(k+1)} = \arg \min_x \left\{ f_x(x) + \frac{\varphi}{2} \left\| x - y^{(k)} + u^{(k)} \right\|_2^2 \right\} \quad (9)$$

2. The  $y$ -update is:

$$y^{(k+1)} = \arg \min_y \left\{ f_y(y) + \frac{\varphi}{2} \left\| x^{(k+1)} - y + u^{(k)} \right\|_2^2 \right\} \quad (10)$$

3. The  $u$ -update is:

$$u^{(k+1)} = u^{(k)} + x^{(k+1)} - y^{(k+1)} \quad (11)$$

As noted by Perrin and Roncalli (2019), the  $x$ -update is a QP problem:

$$\begin{aligned} x^{(k+1)} &= \arg \min \frac{1}{2}x^\top (Q + \varphi I_{3n})x - x^\top \left( R + \varphi (y^{(k)} - u^{(k)}) \right) \\ \text{s.t. } &\begin{cases} A_2x = B_2 \\ x^- \leq x \leq x^+ \end{cases} \end{aligned} \quad (12)$$

There is no difficulty in finding the numerical solution  $x^{(k+1)}$ . In fact, the issue concerns the calculation of  $y^{(k+1)}$ .

#### 4.2.2 The case $\delta_i^- = \delta^-$ and $\delta_i^+ = \delta^+$

Generally, the  $y$ -update is easily solved by combining proximal operators and the Dykstra algorithm. However, in our case, we cannot use such a decomposition because the constraint is unusual. In fact, we have the following optimization problem:

$$\begin{aligned} y^{(k+1)} &= \arg \min_y \frac{1}{2} \|y - v_y^{(k+1)}\|_2^2 \\ \text{s.t. } &y \in \Omega_y \end{aligned}$$

where  $v_y^{(k+1)} = x^{(k+1)} + u^{(k)}$ . We deduce that the Lagrange function is equal to:

$$\begin{aligned} \mathcal{L}(y, \lambda) &= \frac{1}{2} \|y - v_y^{(k+1)}\|_2^2 + \\ &\lambda \left( \sum_{i=1}^n (w_i + \Delta w_i^- (c_i^- + \delta_i^- \Delta w_i^-) + \Delta w_i^+ (c_i^+ + \delta_i^+ \Delta w_i^+)) - 1 \right) \end{aligned}$$

Using the similar partition  $v_y^{(k+1)} = (v, \Delta v^-, \Delta v^+)$  as  $y = (w, \Delta w^-, \Delta w^+)$ , the KKT conditions are:

$$\begin{cases} w_i - v_i + \lambda = 0 \\ \Delta w_i^- - \Delta v_i^- + \lambda (c_i^- + 2\delta_i^- \Delta w_i^-) = 0 \\ \Delta w_i^+ - \Delta v_i^+ + \lambda (c_i^+ + 2\delta_i^+ \Delta w_i^+) = 0 \\ \sum_{i=1}^n (w_i + \Delta w_i^- (c_i^- + \delta_i^- \Delta w_i^-) + \Delta w_i^+ (c_i^+ + \delta_i^+ \Delta w_i^+)) = 1 \end{cases}$$

We then get a nonlinear system of  $3n + 1$  equations. We first consider the case  $\delta_i^- = \delta^-$  and  $\delta_i^+ = \delta^+$ . In Appendix A.1 on page 21, we show that  $\lambda$  is the solution of a quintic equation:

$$\alpha_5 \lambda^5 + \alpha_4 \lambda^4 + \alpha_3 \lambda^3 + \alpha_2 \lambda^2 + \alpha_1 \lambda + \alpha_0 = 0$$

From this, we can conclude that there are as many solutions to the nonlinear system as there are real roots to the last polynomial equation. Since we know that KKT conditions are necessary, it is sufficient to compare the different solutions obtained for this system in order to find the solution of our original program<sup>4</sup>. More general methods are available in order to numerically solve the nonlinear system such as the Newton-Raphson algorithm. However, for these methods, it is usually necessary to compute the inverse of a Hessian matrix at each step of iteration which is very costly (around  $\mathcal{O}((3n + 1)^3)$ ). By taking advantage of the derivation of the  $y$ -update, we only need one step of cost  $\mathcal{O}(5^3)$  to compute the roots of the polynomial in order to solve the system.

#### 4.2.3 The case $\delta_i^- \neq \delta_j^-$ and $\delta_i^+ \neq \delta_j^+$

The case  $\delta_i^- \neq \delta_j^-$  and  $\delta_i^+ \neq \delta_j^+$  complicates the problem. Indeed, we obtain a polynomial equation of degree  $2n + 1$ . Another solution is to rewrite the  $y$ -update problem in a matrix form<sup>5</sup>:

$$\begin{aligned} y^{(k+1)} &= \arg \min_y \frac{1}{2} (y - v_y^{(k+1)})^\top (y - v_y^{(k+1)}) \\ \text{s.t. } &A_1 y + y^\top C_1 y - B_1 = 0 \end{aligned}$$

---

<sup>4</sup>It is also possible that there are cases where we can get several solutions as we are projecting onto a quadratic equation. For example, we would get an infinite number of solutions if we project a point onto a circle, where this point is its center. However, in the general case, we avoid these critical points and find only one single real root to the polynomial equation.

<sup>5</sup> $\varphi$  is set to one because its value has no impact on the solution.



We obtain a quadratically constrained quadratic program (QCQP). Since a quadratic equality is not convex, the optimization problem is not convex. More generally, a QCQP is an NP-hard problem. A numerical solution is therefore to consider an interior-point algorithm by specifying the gradient of the objective function, the gradient of the equality constraint and the Hessian of the Lagrangian<sup>6</sup>. However, since we have only one constraint and the objective function is simple, we can derive the numerical solution (Park and Boyd, 2017), which is described in Appendix A.2 on page 23.

**Remark 1.** *The ADMM formulation has allowed us to split the QCQP Problem (7) with two inequality and two equality constraints into a QP problem (x-update) and a QCQP problem with only one constraint (y-update). As explained by Park and Boyd (2017), solving QCQP with one constraint is feasible and relatively easy. This is not always the case when there are two or more constraints.*

### 4.3 The efficient frontier with quadratic transaction costs

We consider our previous example. We assume that the current portfolio is the optimal portfolio  $\tilde{w}$  corresponding to volatility of 2%. In a second period, the portfolio manager would increase portfolio risk and target volatility equal to 4%. Portfolio  $w_{\text{MVO}}^*$  is the optimal solution if we do not take into account transaction costs. However, this portfolio is not realistic if we consider transaction costs. We set  $c^- = 2\%$ ,  $c^+ = 1\%$ ,  $\delta^- = 5\%$  and  $\delta^+ = 5\%$ . The results are given in Table 1. In the case of linear transaction costs, we obtain Portfolio  $w_{\text{LC}}^*$ . We observe that the two solutions  $w_{\text{MVO}}^*$  and  $w_{\text{LC}}^*$  are very different. For instance, the LC solution keeps a significant proportion of Asset 2 in order to pay less transaction costs. Indeed, Portfolios  $w_{\text{MVO}}^*$  and  $w_{\text{LC}}^*$  pay respectively 1.58% and 0.98% of transaction costs. In the case of quadratic transaction costs, the solution is Portfolio  $w_{\text{QC}}^*$ . We notice that it has a lower turnover than the two previous portfolios. Moreover, it selects assets with a high return in order to compensate for the transaction costs. This is why we obtain a weight of 29.13% for Asset 7.

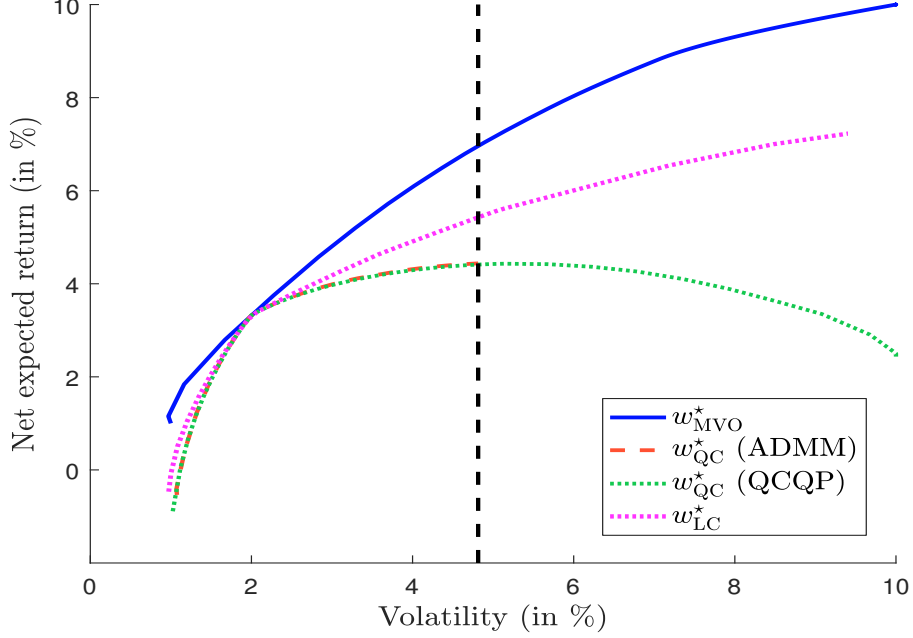
Table 1: Comparison of optimized portfolios with linear and quadratic costs

Asset	$\tilde{w}$	$w_{\text{MVO}}^*$	$w_{\text{LC}}^*$	$w_{\text{QC}}^*$	$\bar{w}_{\text{LC}}^*$	$\bar{w}_{\text{QC}}^*$
1	26.16	0.01	0.00	6.70	0.00	6.80
2	21.41	0.08	14.52	10.84	14.67	11.01
3	16.13	10.92	16.13	14.32	16.28	14.53
4	12.79	22.42	12.79	12.78	12.91	12.98
5	10.56	24.77	10.56	10.56	10.67	10.72
6	7.34	22.59	18.27	14.17	18.45	14.38
7	5.62	19.22	26.74	29.13	27.01	29.57
$\mu(w)$	3.33	6.08	5.86	5.73	5.92	5.82
$\sigma(w)$	2.00	4.00	4.00	4.00	4.04	4.06
$\mathcal{C}_{\text{LC}}(w   \tilde{w})$		1.58	0.98	0.94		
$\mathcal{C}_{\text{QC}}(w   \tilde{w})$		2.52	1.63	1.49		
$\mu_{\text{LC}}(w   \tilde{w})$	3.33	4.50	4.88	4.79		
$\mu_{\text{QC}}(w   \tilde{w})$	3.33	3.56	4.23	4.24		

In Figure 5, we have reported the efficient frontier with the previous transaction costs. We verify that it is below the unconstrained MVO efficient frontier. We also notice that

---

<sup>6</sup>They are respectively equal to  $y - v_y^{(k+1)}$ ,  $A_1 + 2C_1y$  and  $I_n + 2\lambda C_1$ .

Figure 5: Efficient frontier  $(\sigma(\bar{w}^*), \mu_{\text{net}}(\bar{w}^*))$  with quadratic transaction costs


quadratic transaction costs have a significant adverse effect on the net expected return of optimized portfolios. In our example, we rebalance a portfolio, which has low volatility. This implies that it is inefficient to target an optimized portfolio with high volatility, because we have to pay substantial transaction costs. For instance, it is impossible to target an expected return greater than 4%, implying that having portfolio volatility higher than 5% is not optimal.

**Remark 2.** We do not say that it is impossible to target volatility higher than 5%, but we say that it is not optimal. Indeed, the ADMM algorithm stops before the optimized portfolio reaches 5%. In order to match volatility  $\sigma^* > 5\%$ , we have to solve the strict  $\sigma$ -problem:

$$\begin{aligned}
w^* &= \arg \max \sum_{i=1}^n w_i \cdot \mu_i - \sum_{i=1}^n \Delta w_i^- (c_i^- + \delta_i^- \Delta w_i^-) - \sum_{i=1}^n \Delta w_i^+ (c_i^+ + \delta_i^+ \Delta w_i^+) \quad (13) \\
\text{s.t.} &\begin{cases} \sum_{i=1}^n w_i + \sum_{i=1}^n \Delta w_i^- (c_i^- + \delta_i^- \Delta w_i^-) + \sum_{i=1}^n \Delta w_i^+ (c_i^+ + \delta_i^+ \Delta w_i^+) = 1 \\ w_i + \Delta w_i^- - \Delta w_i^+ = \tilde{w}_i \\ \sqrt{w^\top \Sigma w} = \sigma^* \\ \mathbf{0}_n \leq w \leq \mathbf{1}_n \end{cases}
\end{aligned}$$

This can be done by rewriting Problem (13) as a QCQP program<sup>7</sup>. In Figure 5, we verify that QCQP optimized portfolios such that  $\sigma(w^*) > 5\%$  are in fact not optimal, because they are dominated by portfolios with a higher expected return and lower volatility.

---

<sup>7</sup>See Appendix A.3 on page 24.

## 5 Conclusion

In this short note, we study mean-variance optimized portfolios with linear and quadratic transaction costs. We show how the problem can be solved using the techniques of quadratic programming and alternating direction method of multipliers. We also illustrate how linear and quadratic transaction costs can lead to different solutions and penalize the portfolio's return. Moreover, the introduction of quadratic transaction costs opens a new field of research when we consider transition management, asset ramp-up or portfolio scaling.

## References

- [1] BOYD, S., PARIKH, N., CHU, E., PELEATO, B., and ECKSTEIN, J. (2010), Distributed Optimization and Statistical Learning via the Alternating Direction Method of Multipliers, *Foundations and Trends® in Machine learning*, 3(1), pp. 1-122.
- [2] GABAY, D., and MERCIER, B. (1976), A Dual Algorithm for the Solution of Nonlinear Variational Problems via Finite Element Approximation, *Computers & Mathematics with Applications*, 2(1), pp. 17-40.
- [3] LECESNE, L., and RONCORONI, A. (2019a), Optimal Allocation in the S&P 600 Under Size-driven Illiquidity, *ESSEC Working Paper*.
- [4] LECESNE, L., and RONCORONI, A. (2019b), How Should Funds Decisions and Performances React to Size-Driven Liquidity Friction, *ESSEC Working Paper*.
- [5] MARKOWITZ, H. (1952), Portfolio Selection, *Journal of Finance*, 7(1), pp. 77-91.
- [6] PARK, J., and BOYD, S. (2017), General Heuristics for Nonconvex Quadratically Constrained Quadratic Programming, *arXiv*, 1703.07870.
- [7] PERRIN, S., and RONCALLI, T. (2019), Machine Learning Algorithms and Portfolio Optimization, in Jurczenko, E. (Ed.), *Machine Learning in Asset Management*, ISTE Press – Elsevier, forthcoming.
- [8] RONCALLI, T. (2013), *Introduction to Risk Parity and Budgeting*, Chapman and Hall/CRC Financial Mathematics Series.
- [9] SCHERER, B. (2007), *Portfolio Construction & Risk Budgeting*, Third edition, Risk Books.

## Appendix

### A Mathematical results

#### A.1 Solution of the $y$ -update in the case $\delta_i^- = \delta^-$ and $\delta_i^+ = \delta^+$

We would like to solve the following nonlinear system of  $3n + 1$  equations:

$$\begin{cases} w_i - v_i + \lambda = 0 \\ \Delta w_i^- - \Delta v_i^- + \lambda (c_i^- + 2\delta^- \Delta w_i^-) = 0 \\ \Delta w_i^+ - \Delta v_i^+ + \lambda (c_i^+ + 2\delta^+ \Delta w_i^+) = 0 \\ \sum_{i=1}^n (w_i + \Delta w_i^- (c_i^- + \delta^- \Delta w_i^-) + \Delta w_i^+ (c_i^+ + \delta^+ \Delta w_i^+)) = 1 \end{cases}$$

The first  $3n$  equations are equivalent to:

$$\begin{cases} w_i = v_i - \lambda \\ \Delta w_i^- = \frac{\Delta v_i^- - \lambda c_i^-}{\lambda^-} \\ \Delta w_i^+ = \frac{\Delta v_i^+ - \lambda c_i^+}{\lambda^+} \end{cases}$$

where  $\lambda^- = 1 + 2\lambda\delta^-$  and  $\lambda^+ = 1 + 2\lambda\delta^+$ . The last equation then becomes:

$$\begin{aligned} (*) \Leftrightarrow & \sum_{i=1}^n (v_i - \lambda) + \sum_{i=1}^n \left( \frac{\Delta v_i^- - \lambda c_i^-}{\lambda^-} \right) \left( c_i^- + \delta_i^- \frac{\Delta v_i^- - \lambda c_i^-}{\lambda^-} \right) + \\ & \sum_{i=1}^n \left( \frac{\Delta v_i^+ - \lambda c_i^+}{\lambda^+} \right) \left( c_i^+ + \delta_i^+ \frac{\Delta v_i^+ - \lambda c_i^+}{\lambda^+} \right) = 1 \\ \Leftrightarrow & \lambda^{-2} \lambda^{+2} \left( \sum_{i=1}^n v_i - 1 \right) - \lambda \lambda^{-2} \lambda^{+2} n + \\ & \lambda^- \lambda^{+2} \sum_{i=1}^n c_i^- (\Delta v_i^- - \lambda c_i^-) + \lambda^{+2} \delta^- \sum_{i=1}^n (\Delta v_i^- - \lambda c_i^-)^2 + \\ & \lambda^{-2} \lambda^+ \sum_{i=1}^n c_i^+ (\Delta v_i^+ - \lambda c_i^+) + \lambda^{-2} \delta^+ \sum_{i=1}^n (\Delta v_i^+ - \lambda c_i^+)^2 = 0 \end{aligned}$$

We have  $\lambda^{-2} = (4\delta^{-2}) \lambda^2 + (4\delta^-) \lambda + 1$ ,  $\lambda^{+2} = (4\delta^{+2}) \lambda^2 + (4\delta^+) \lambda + 1$  and:

$$\begin{aligned} \lambda^- \lambda^{+2} &= (8\delta^- \delta^{+2}) \lambda^3 + 4\delta^+ (2\delta^- + \delta^+) \lambda^2 + 2(\delta^- + 2\delta^+) \lambda + 1 \\ \lambda^{-2} \lambda^+ &= (8\delta^{-2} \delta^+) \lambda^3 + 4\delta^- (\delta^- + 2\delta^+) \lambda^2 + 2(2\delta^- + \delta^+) \lambda + 1 \\ \lambda^{-2} \lambda^{+2} &= (16\delta^{-2} \delta^{+2}) \lambda^4 + 16\delta^- \delta^+ (\delta^- + \delta^+) \lambda^3 + \\ & \quad 4(\delta^{-2} + 4\delta^- \delta^+ + \delta^{+2}) \lambda^2 + 4(\delta^- + \delta^+) \lambda + 1 \end{aligned}$$

We deduce that:

$$\begin{aligned}
 (*) \Leftrightarrow & \left( \sum_{i=1}^n v_i - 1 \right) \left( (16\delta^{-2}\delta^{+2})\lambda^4 + 16\delta^{-}\delta^{+}(\delta^{-} + \delta^{+})\lambda^3 + 4(\delta^{-2} + 4\delta^{-}\delta^{+} + \delta^{+2})\lambda^2 \right) + \\
 & \left( \sum_{i=1}^n v_i - 1 \right) (4(\delta^{-} + \delta^{+})\lambda + 1) - n \left( (16\delta^{-2}\delta^{+2})\lambda^5 + 16\delta^{-}\delta^{+}(\delta^{-} + \delta^{+})\lambda^4 \right) - \\
 & n \left( 4(\delta^{-2} + 4\delta^{-}\delta^{+} + \delta^{+2})\lambda^3 + 4(\delta^{-} + \delta^{+})\lambda^2 + \lambda \right) + \\
 & \left( \sum_{i=1}^n c_i^{-} \Delta v_i^{-} \right) \left( (8\delta^{-}\delta^{+2})\lambda^3 + 4\delta^{+}(2\delta^{-} + \delta^{+})\lambda^2 + 2(\delta^{-} + 2\delta^{+})\lambda + 1 \right) - \\
 & \left( \sum_{i=1}^n c_i^{-2} \right) \left( (8\delta^{-}\delta^{+2})\lambda^4 + 4\delta^{+}(2\delta^{-} + \delta^{+})\lambda^3 + 2(\delta^{-} + 2\delta^{+})\lambda^2 + \lambda \right) + \\
 & \left( \delta^{-} \sum_{i=1}^n \Delta v_i^{-2} \right) \left( (4\delta^{+2})\lambda^2 + (4\delta^{+})\lambda + 1 \right) - \\
 & \left( 2\delta^{-} \sum_{i=1}^n \Delta v_i^{-} c_i^{-} \right) \left( (4\delta^{+2})\lambda^3 + (4\delta^{+})\lambda^2 + \lambda \right) + \\
 & \left( \delta^{-} \sum_{i=1}^n c_i^{-2} \right) \left( (4\delta^{+2})\lambda^4 + (4\delta^{+})\lambda^3 + \lambda^2 \right) + \\
 & \left( \sum_{i=1}^n c_i^{+} \Delta v_i^{+} \right) \left( (8\delta^{-2}\delta^{+})\lambda^3 + 4\delta^{-}(\delta^{-} + 2\delta^{+})\lambda^2 + 2(2\delta^{-} + \delta^{+})\lambda + 1 \right) - \\
 & \left( \sum_{i=1}^n c_i^{+2} \right) \left( (8\delta^{-2}\delta^{+})\lambda^4 + 4\delta^{-}(\delta^{-} + 2\delta^{+})\lambda^3 + 2(2\delta^{-} + \delta^{+})\lambda^2 + \lambda \right) + \\
 & \left( \delta^{+} \sum_{i=1}^n \Delta v_i^{+2} \right) \left( (4\delta^{-2})\lambda^2 + (4\delta^{-})\lambda + 1 \right) - \\
 & \left( 2\delta^{+} \sum_{i=1}^n \Delta v_i^{+} c_i^{+} \right) \left( (4\delta^{-2})\lambda^3 + (4\delta^{-})\lambda^2 + \lambda \right) + \\
 & \left( \delta^{+} \sum_{i=1}^n c_i^{+2} \right) \left( (4\delta^{-2})\lambda^4 + (4\delta^{-})\lambda^3 + \lambda^2 \right) \\
 & = 0
 \end{aligned}$$

We obtain a quintic equation:

$$\alpha_5 \lambda^5 + \alpha_4 \lambda^4 + \alpha_3 \lambda^3 + \alpha_2 \lambda^2 + \alpha_1 \lambda + \alpha_0 = 0$$

where:

$$\begin{aligned}
 \alpha_5 &= 16n\delta^{-2}\delta^{+2} \\
 \alpha_4 &= (16\delta^{-2}\delta^{+2}) \left( \sum_{i=1}^n v_i - 1 \right) - 16n\delta^{-}\delta^{+}(\delta^{-} + \delta^{+}) - \\
 & 4\delta^{-}\delta^{+} \left( \delta^{+} \sum_{i=1}^n c_i^{-2} + \delta^{-} \sum_{i=1}^n c_i^{+2} \right)
 \end{aligned}$$

$$\begin{aligned}\alpha_3 &= 16\delta^-\delta^+(\delta^- + \delta^+) \left( \sum_{i=1}^n v_i - 1 \right) - 4n \left( \delta^{-2} + 4\delta^-\delta^+ + \delta^{+2} \right) - \\ &\quad 4(\delta^- + \delta^+) \left( \delta^+ \sum_{i=1}^n c_i^{-2} + \delta^- \sum_{i=1}^n c_i^{+2} \right)\end{aligned}$$

$$\begin{aligned}\alpha_2 &= 4 \left( \delta^{-2} + 4\delta^-\delta^+ + \delta^{+2} \right) \left( \sum_{i=1}^n v_i - 1 \right) - 4n(\delta^- + \delta^+) + \\ &\quad 4 \left( \delta^{+2} \sum_{i=1}^n c_i^- \Delta v_i^- + \delta^{-2} \sum_{i=1}^n c_i^+ \Delta v_i^+ \right) - (\delta^- + 4\delta^+) \sum_{i=1}^n c_i^{-2} - \\ &\quad (4\delta^- + \delta^+) \sum_{i=1}^n c_i^{+2} + 4\delta^-\delta^+ \left( \delta^+ \sum_{i=1}^n \Delta v_i^{-2} + \delta^- \sum_{i=1}^n \Delta v_i^{+2} \right)\end{aligned}$$

$$\begin{aligned}\alpha_1 &= 4(\delta^- + \delta^+) \left( \sum_{i=1}^n v_i - 1 \right) - n + 4 \left( \delta^+ \sum_{i=1}^n c_i^- \Delta v_i^- + \delta^- \sum_{i=1}^n c_i^+ \Delta v_i^+ \right) - \\ &\quad \left( \sum_{i=1}^n c_i^{-2} + \sum_{i=1}^n c_i^{+2} \right) + 4\delta^-\delta^+ \left( \sum_{i=1}^n \Delta v_i^{-2} + \sum_{i=1}^n \Delta v_i^{+2} \right)\end{aligned}$$

and:

$$\alpha_0 = \left( \sum_{i=1}^n v_i - 1 \right) + \left( \sum_{i=1}^n c_i^- \Delta v_i^- + \sum_{i=1}^n c_i^+ \Delta v_i^+ \right) + \left( \delta^- \sum_{i=1}^n \Delta v_i^{-2} + \delta^+ \sum_{i=1}^n \Delta v_i^{+2} \right)$$

## A.2 Solution of the $y$ -update in the case $\delta_i^- \neq \delta_j^-$ and $\delta_i^+ \neq \delta_j^+$

We consider the following optimization problem:

$$\begin{aligned}y^{(k+1)} &= \arg \min \frac{1}{2} \left( y - v_y^{(k+1)} \right)^\top \left( y - v_y^{(k+1)} \right) \\ \text{s.t. } &A_1 y + y^\top C_1 y - B_1 = 0\end{aligned}$$

Following Park and Boyd (2017), the Lagrangian is given by:

$$\begin{aligned}\mathcal{L}(y, \lambda) &= \frac{1}{2} \left( y - v_y^{(k+1)} \right)^\top \left( y - v_y^{(k+1)} \right) + \lambda \left( A_1 y + y^\top C_1 y - B_1 \right) \\ &= \frac{1}{2} y^\top \left( I_{3n} + 2\lambda C_1 \right) y + \left( \lambda A_1 - v_y^{(k+1)\top} \right) y + \\ &\quad \left( \frac{1}{2} v_y^{(k+1)\top} v_y^{(k+1)} - \lambda B_1 \right)\end{aligned}$$

The first order conditions are:

$$\begin{cases} \left( I_{3n} + 2\lambda C_1 \right) y + \lambda A_1^\top - v_y^{(k+1)} = \mathbf{0}_{3n} \\ A_1 y + y^\top C_1 y - B_1 = 0 \end{cases}$$

Therefore, we have:

$$y = \left( I_{3n} + 2\lambda C_1 \right)^{-1} \left( v_y^{(k+1)} - \lambda A_1^\top \right)$$

It follows that the equality constraint becomes:

$$A_1 (I_{3n} + 2\lambda C_1)^{-1} \left( v_y^{(k+1)} - \lambda A_1^\top \right) + \left( v_y^{(k+1)} - \lambda A_1^\top \right)^\top (I_{3n} + 2\lambda C_1)^{-1} C_1 (I_{3n} + 2\lambda C_1)^{-1} \left( v_y^{(k+1)} - \lambda A_1^\top \right) - B_1 = 0$$

Since  $C_1$  is a diagonal matrix,  $(I_{3n} + 2\lambda C_1)^{-1}$  is also a diagonal matrix. It follows that the previous equation is equivalent to:

$$\sum_{i=1}^{3n} \frac{A_{1,i} \left( v_{y,i}^{(k+1)} - \lambda A_{1,i} \right)}{1 + 2\lambda (C_1)_{i,i}} + \sum_{i=1}^{3n} \frac{(C_1)_{i,i} \left( v_{y,i}^{(k+1)} - \lambda A_{1,i} \right)^2}{\left( 1 + 2\lambda (C_1)_{i,i} \right)^2} - B_1 = 0$$

By replacing  $A_{1,i}$ ,  $B_1$ ,  $(C_1)_{i,i}$  and  $v_{y,i}^{(k+1)}$  by their values, we obtain the following nonlinear equation:

$$\begin{aligned} \sum_{i=1}^n (v_i - \lambda) + \sum_{i=1}^n \frac{c_i^- (\Delta v_i^- - \lambda c_i^-)}{1 + 2\lambda \delta_i^-} + \sum_{i=1}^n \frac{c_i^+ (\Delta v_i^+ - \lambda c_i^+)}{1 + 2\lambda \delta_i^+} + \\ \sum_{i=1}^n \frac{\delta_i^- (\Delta v_i^- - \lambda c_i^-)^2}{(1 + 2\lambda \delta_i^-)^2} + \sum_{i=1}^n \frac{\delta_i^+ (\Delta v_i^+ - \lambda c_i^+)^2}{(1 + 2\lambda \delta_i^+)^2} - 1 = 0 \end{aligned}$$

Park and Boyd (2017) noticed that the derivative of the lefthand side is negative, meaning that the function is decreasing and has a unique root. They then suggested to solve this equation using the bisection method. Once the optimal value  $\lambda^*$  is found, the solution  $y^{(k+1)}$  is given by:

$$\begin{cases} w_i = v_i - \lambda^* \\ \Delta w_i^- = \frac{\Delta v_i^- - \lambda^* c_i^-}{1 + 2\lambda^* \delta_i^-} \\ \Delta w_i^+ = \frac{\Delta v_i^+ - \lambda^* c_i^+}{1 + 2\lambda^* \delta_i^+} \end{cases}$$

### A.3 QCQP formulation of the strict $\sigma$ -problem

In the case of the strict  $\sigma$ -problem, the optimization problem becomes:

$$\begin{aligned} x^* &= \arg \min -x^\top R + x^\top Qx \\ \text{s.t.} & \begin{cases} A_1 x + x^\top C_1 x = B_1 \\ A_2 x = B_2 \\ x^\top C_3 x = B_3 \\ x^- \leq x \leq x^+ \end{cases} \end{aligned}$$

where  $x = (w, \Delta w^-, \Delta w^+)$ ,

$$Q = \begin{pmatrix} \mathbf{0}_{n,n} & \mathbf{0}_{n,n} & \mathbf{0}_{n,n} \\ \mathbf{0}_{n,n} & \Delta^- & \mathbf{0}_{n,n} \\ \mathbf{0}_{n,n} & \mathbf{0}_{n,n} & \Delta^+ \end{pmatrix}$$

and:

$$R = \begin{pmatrix} \mu \\ -c^- \\ -c^+ \end{pmatrix}$$



For the equality constraints, we obtain:

$$\begin{pmatrix} A_1 \\ A_2 \end{pmatrix} = \begin{pmatrix} \mathbf{1}_n^\top & (c^-)^\top & (c^+)^\top \\ I_n & I_n & -I_n \end{pmatrix}$$

and:

$$\begin{pmatrix} B_1 \\ B_2 \\ B_3 \end{pmatrix} = \begin{pmatrix} 1 \\ \tilde{w} \\ \sigma^{*2} \end{pmatrix}$$

where  $\sigma^*$  is the targeted volatility of the portfolio. The matrices  $C_1$  and  $C_3$  are defined as follows:

$$C_1 = \begin{pmatrix} \mathbf{0}_{n,n} & \mathbf{0}_{n,n} & \mathbf{0}_{n,n} \\ \mathbf{0}_{n,n} & \Delta^- & \mathbf{0}_{n,n} \\ \mathbf{0}_{n,n} & \mathbf{0}_{n,n} & \Delta^+ \end{pmatrix}$$

and:

$$C_3 = \begin{pmatrix} \Sigma & \mathbf{0}_{n,n} & \mathbf{0}_{n,n} \\ \mathbf{0}_{n,n} & \mathbf{0}_{n,n} & \mathbf{0}_{n,n} \\ \mathbf{0}_{n,n} & \mathbf{0}_{n,n} & \mathbf{0}_{n,n} \end{pmatrix}$$

The bounds remain the same:  $x^- = \mathbf{0}_{3n}$  and:

$$x^+ = \begin{pmatrix} \mathbf{1}_n \\ \tilde{w} \\ \mathbf{1}_n - \tilde{w} \end{pmatrix}$$

Again, the optimal solution  $w^*$  is given by the following relationship:

$$w^* = \begin{pmatrix} I_n & \mathbf{0}_{n,n} & \mathbf{0}_{n,n} \end{pmatrix} x^*$$



Chief Editors

**Pascal BLANQUÉ**

*Chief Investment Officer*

**Philippe ITHURBIDE**

*Senior Economic Advisor*

## DISCLAIMER

In the European Union, this document is only for the attention of “Professional” investors as defined in Directive 2004/39/EC dated 21 April 2004 on markets in financial instruments (“MIFID”), to investment services providers and any other professional of the financial industry, and as the case may be in each local regulations and, as far as the offering in Switzerland is concerned, a “Qualified Investor” within the meaning of the provisions of the Swiss Collective Investment Schemes Act of 23 June 2006 (CISA), the Swiss Collective Investment Schemes Ordinance of 22 November 2006 (CISO) and the FINMA’s Circular 08/8 on Public Advertising under the Collective Investment Schemes legislation of 20 November 2008. In no event may this material be distributed in the European Union to non “Professional” investors as defined in the MIFID or in each local regulation, or in Switzerland to investors who do not comply with the definition of “qualified investors” as defined in the applicable legislation and regulation. This document is not intended for citizens or residents of the United States of America or to any «U.S. Person», as this term is defined in SEC Regulation S under the U.S. Securities Act of 1933.

This document neither constitutes an offer to buy nor a solicitation to sell a product, and shall not be considered as an unlawful solicitation or an investment advice.

Amundi accepts no liability whatsoever, whether direct or indirect, that may arise from the use of information contained in this material. Amundi can in no way be held responsible for any decision or investment made on the basis of information contained in this material. The information contained in this document is disclosed to you on a confidential basis and shall not be copied, reproduced, modified, translated or distributed without the prior written approval of Amundi, to any third person or entity in any country or jurisdiction which would subject Amundi or any of “the Funds”, to any registration requirements within these jurisdictions or where it might be considered as unlawful. Accordingly, this material is for distribution solely in jurisdictions where permitted and to persons who may receive it without breaching applicable legal or regulatory requirements.

The information contained in this document is deemed accurate as at the date of publication set out on the first page of this document. Data, opinions and estimates may be changed without notice.

You have the right to receive information about the personal information we hold on you. You can obtain a copy of the information we hold on you by sending an email to [info@amundi.com](mailto:info@amundi.com). If you are concerned that any of the information we hold on you is incorrect, please contact us at [info@amundi.com](mailto:info@amundi.com)

Document issued by Amundi, “société par actions simplifiée”- SAS with a capital of €1,086,262,605 - Portfolio manager regulated by the AMF under number GPO4000036 - Head office: 90 boulevard Pasteur - 75015 Paris - France - 437 574 452 RCS Paris - [www.amundi.com](http://www.amundi.com)

Photo credit: iStock by Getty Images - monsitj/Sam Edwards