

# Weekly Market Directions

15 December 2023



Trust  
must be earned

**Amundi**



*“Markets expect Central Banks to cut rates in early 2024. This is too optimistic, but falling inflation is good news for investors.”*

**Monica Defend**

Head of the Amundi Investment Institute

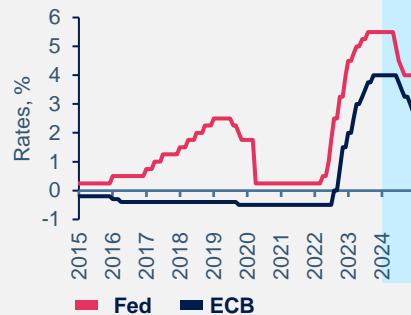
## Fed and ECB: towards rate cuts in 2024

Inflation has fallen faster than expected in both the USA and Euro area, pushing the market to believe Central Banks are at a turning point.

The Fed was clearly dovish, judging from its statement, revised projections and press conference.

The ECB committee was more prudent, yet still paving the way for rate cuts in 2024.

Central Banks on hold, first cuts expected at the end of H1 2024



Source: Bloomberg as at 15 December 2023  
Forecasts from Amundi Investment Institute. Fed is the Upper Fed Funds target range, ECB deposit rate.

The rapid fall in inflation since this summer has largely erased the prospect of further rate hikes in the US and Euro area. During the latest press conference, Fed chairman J. Powell acknowledged that the committee has started discussing the pace of future rate cuts. 75bps of cumulated cuts by the end of 2024, but the market expects more. ECB chair Chr. Lagarde, for her part, was more prudent. She mentioned that rate cuts had not been discussed. She stressed upwards wage pressure as she tried to push back against market expectations of cuts as soon as Q1 2024. However, overall ECB communication also makes it clear that the next move is likely to be a cut. Cooling inflation and decelerating growth may support bond markets in particular quality corporate credit, where fundamentals remain sound.

## Actionable ideas



### Euro credit

Despite the recent fall in yields, the high quality credit remains interesting and we also see opportunities in high yield short-term maturity bonds.



### Global credit

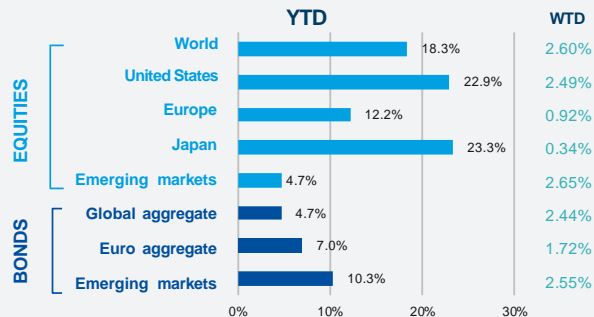
Corporate fundamentals remain strong despite some deterioration from healthy levels, and quality credit remains favoured.

## This week at a glance

Bonds and equities prices accelerated to the upside this week, on the back of continuing disinflation and dovish communication from the US Fed. US 10 year yields broke below 4.0% while German Bund 10 year yields declined close to 2.0%. Oil prices fell at the beginning of the week before recovering.

### Equity and bond markets

Asset class performance year to date and week to date



Source: Bloomberg, data as at 15 Dec 2023  
Please refer to the last page for additional information on the indices.


### Government bond yields

2 and 10 years government bond yields and 1 week change

	2YR	10YR
US	4.45 ▼	3.91 ▼
Germany	2.50 ▼	2.01 ▼
France	3.00 ▼	2.55 ▼
Italy	3.10 ▼	3.72 ▼
UK	4.27 ▼	3.68 ▼
Japan	0.07 ▼	0.69 ▼

Source: Bloomberg, data as at 15 Dec 2023  
Trend represented refer to 1 week changes. Please refer to the last page for additional information.

### Commodities, FX and short term rates



Source: Bloomberg, data as at 15 Dec 2023  
Trend represented refer to 1 week changes. Please refer to the last page for additional information.

## Amundi Investment Institute Macro Focus

### Americas



#### Continuing disinflation

The US Consumer Price Index (CPI) rose 3.1% over 12 months in November, a slight deceleration from 3.2% in October. The Core CPI index (ex Food and Energy), for its part, rose 4.0%, unchanged from October. Both figures were in line with forecast. Also on the inflation front, Producer Price Index (PPI) advanced 0.9% over 12 month, a figure below forecast and a deceleration from 1.2% in October.

### Europe



#### The Bank of England keeps rates unchanged with no change in the guidance

As widely expected, the December MPC meeting held Bank Rate stable at 5.25%: the decision was voted by the same majority of 6-3 split recorded in the previous meeting, with three members supporting a 25bps increase. As also broadly expected, guidance remained largely unchanged, and the minutes re-emphasised the need for rates to remain restrictive for an extended period.

### Asia



#### Beijing's policy pivot continues at a calculated / measured pace.

The Central Economic Work Conference affirms our view that a modest fiscal deficit for 2024 is more likely (3.4% of GDP), which is lower than market expectation of 3.5-4.0%. The final number will be confirmed and announced at China's National People's Congress in March. Given the limited upside surprise from policies, we maintain our growth forecast unchanged, to reflect a small and choppy cyclical upcycle in 2024.



## NOTES

Page 2

### Equity and bond markets (chart)

Source: Bloomberg. Markets are represented by the following indices: World Equities = MSCI AC World Index (USD) United States = S&P 500 (USD), Europe = Europe Stoxx 600 (EUR), Japan = TOPIX (YEN), Emerging Markets = MSCI Emerging (USD), Global Aggregate = Bloomberg Global Aggregate USD Euro Aggregate = Bloomberg Euro Aggregate (EUR), Emerging = JPM EMBI Global Diversified (USD)

All indices are calculated on spot prices and are gross of fees and taxation.

### Government bond yields (table), Commodities, FX and short term rates.

Source: Bloomberg, data as at 15 December 2023.

\*Diversification does not guarantee a profit or protect against a loss.

## GLOSSARY

**BOE:** Bank of England.

**Dovish monetary policy** is aimed at promoting economic growth. Inflation is not a concern.

**ECB:** European Central Bank.

**Fed:** Federal Reserve.

**FOMC:** The FOMC, or Federal Open Market Committee, is the branch of the Federal Reserve bank that is in charge of short and long-term monetary policy decisions.

**GDP:** Gross Domestic Product.

**Ifo Index:** Ifo Business Climate Index is a closely followed leading indicator for economic activity in Germany prepared by the Ifo Institute for Economic Research.

**MCP:** Monetary Policy Committee

**MoM:** Month on month change.

**PCE:** Personal Consumption Expenditure.

**YoY:** year on year change.

**YTD:** Year to date.

# Discover Amundi Investment insights on our [Research Centre](#).



## IMPORTANT INFORMATION

This document is solely for informational purposes.

This document does not constitute an offer to sell, a solicitation of an offer to buy, or a recommendation of any security or any other product or service. Any securities, products, or services referenced may not be registered for sale with the relevant authority in your jurisdiction and may not be regulated or supervised by any governmental or similar authority in your jurisdiction.

Any information contained in this document may only be used for your internal use, may not be reproduced or disseminated in any form and may not be used as a basis for or a component of any financial instruments or products or indices.

Furthermore, nothing in this document is intended to provide tax, legal, or investment advice.

Unless otherwise stated, all information contained in this document is from Amundi Asset Management SAS and is as of 8 December 2023. Diversification does not guarantee a profit or protect against a loss. This document is provided on an "as is" basis and the user of this information assumes the entire risk of any use made of this information. Historical data and analysis should not be taken as an indication or guarantee of any future performance analysis, forecast or prediction. The views expressed regarding market and economic trends are those of the author and not necessarily Amundi Asset Management SAS and are subject to change at any time based on market and other conditions, and there can be no assurance that countries, markets or sectors will perform as expected. These views should not be relied upon as investment advice, a security recommendation, or as an indication of trading for any Amundi product.

Investment involves risks, including market, political, liquidity and currency risks.

Furthermore, in no event shall any person involved in the production of this document have any liability for any direct, indirect, special, incidental, punitive, consequential (including, without limitation, lost profits) or any other damages.

Date of first use: 15 December 2023.

Doc ID: 3286368

Document issued by Amundi Asset Management, "société par actions simplifiée"- SAS with a capital of €1,143,615,555 - Portfolio manager regulated by the AMF under number GP04000036 – Head office: 90-93 boulevard Pasteur – 75015 Paris – France – 437 574 452 RCS Paris – [www.amundi.com](http://www.amundi.com)

Photo credit: ©iStock/Getty Images Plus